


Installation Instructions

Infinity ICMAUX HVAC Auxiliary Module



Installation and wiring should be performed by qualified personnel only - Equipment damage and/or malfunction may result from improper installation. Remove all power from the system until the installation is complete and ready for testing. All work of any kind shall be performed to meet the requirements of any and all local, state and federal codes and/or standard set by the authority having jurisdiction.

This package includes all necessary parts except the IGB mounting box, IGP cover and mounting screws (sold separately). Utilize a standard single gang mounting box (1.5" deep minimum is recommended). One gang is required for each module to be installed. A standard *Infinity* style cover plate is required to cover the assembly.

Instructions:

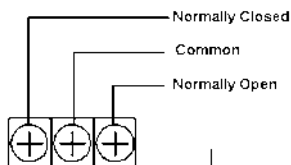
1. Mount the box securely into the wall.
2. Connect conduit and pull wiring as required.
3. Terminate wires as required for your application.
4. Refer to the rating and load chart.
5. Attach the frame to the box using frame screws #6s.
6. Select the appropriate switch label or letter the blank side of the labels supplied. Insert the switch label into the backside of the faceplate. See detail A
7. Single gang installation: Proceed to step 10.
8. Multi gang installation: Repeat steps 4 thru 9 until all modules are wired and installed.
9. Review and confirm field wiring. Damage and/or malfunction can result from improper wiring and/or set up.
10. Place cover over assembly and attach to box with cover screws.
11. Power up system to test for proper operation of all zones and function.

"The use of the smoke control modules that have a toggle switch or rotary switch needs to be used with and controlled by a module that has a keyswitch".

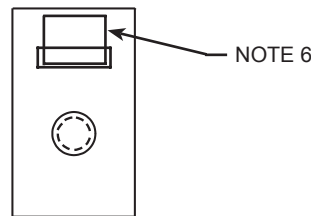
Ratings & Resistive loads:

Rocker Switch
3A @ 24VDC
3A @ 24VAC

Keyswitch
3A @ 24VDC
3A @ 24VAC



Auxiliary



Detail A

(Keyswitch shown from backside)

Ordering Information:

Part #	Description
ICMAUXKS	Auxiliary Keyed Momentary
ICMAUXRM	Auxiliary Rocker Maintaining