

JLG DRAFTING MANUAL

TOPIC

Sect. C-076

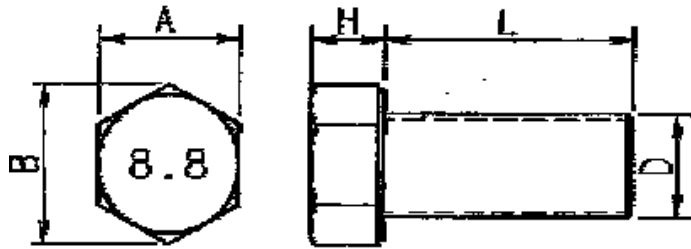
Page 1 of 5

HEX HEAD CAP SCREW, CLASS 8.8 METRIC FULLY THREADED

Document No.

Revised 11/03/11

CAGE CODE: 1YHH8



MATERIAL: CLASS 8.8 ISO 898-1

DIMENSIONAL: ISO 4017/DIN933

THREAD: 6g

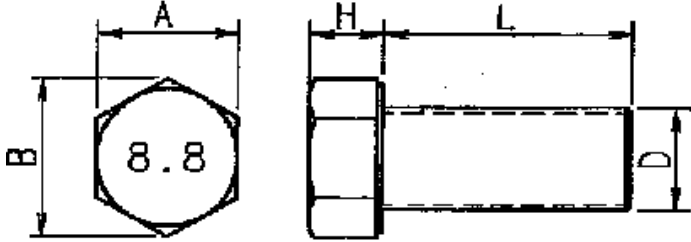
FINISH: ZINC PLATE/YELLOW CHROMATE (4150707)

Not Standard

D	NOM DIA	3	3.5	4	5	6	7	8	10	12	14	16	18
	PITCH	0.5	0.6	0.7	0.8	1	1	1.25	1.5	1.75	2	2	2.5
A	FLATS	5.5		7	8	10		13	17 DIN 16 ISO	19 DIN 18 ISO	22	24	
B	CORNERS	6.01		7.66	8.79	11.05		14.38	18.9 DIN 17.77	21.1 DIN 20.03	24.49	26.75	
H	HEAD HT	2.13		2.93	3.65	4.15		5.45	6.58	7.68	8.98	10.18	
LENGTH (MM) : L	4												
	5			0760402									
	6												
	8	0760304				0760604			0761004				
	10	0760305		0760405	0760505	0760605		0760805					
	12					0760606		0760806	0761006				
	14				0760507	0760607		0760807	0761007				
	16			0760408	0760508	0760608		0760808	0761008				0761608
	18								0761009				
	20	0760310		0760410		0760610		0760810	0761010	0761210			
	22								0761011				
	25				0760512	0760612		0760812	0761012	0761212	0761412	0761612	
	28					0760613							
	30				0760514	0760614		0760814	0761014	0761214	0761414	0761614	
	35			0760415		0760615		0760815	0761015	0761215	0761415	0761615	
40				0760516			0760816	0761016	0761216	0761416	0761616		

Notes: The crosshatch pattern areas indicate sizes not recommended and/or not available





MATERIAL: CLASS 8.8 ISO 898-1
 DIMENSIONAL: ISO 4017/DIN933
 THREAD: 6g
 FINISH: ZINC PLATE/YELLOW CHROMATE (4150707)

Not Standard

	D	NOM DIA	20	22 DIN ONLY	24	27	30	33	36					
		PITCH	2.5	2.5	3	3	3.5	3.5	4					
	A	FLATS	30	34	36		46		55					
	B	CORNERS	33.53	35.92	39.98		50.85		60.79					
	H	HEAD HT	12.72	14.22	15.22		19.01		22.92					
LENGTH (MM) : L		4												
		5												
		6												
		8												
		10												
		12												
		14												
		16												
		18												
		20												
		22												
		25												
		28												
	30	0762014												
	35	0762015												
	40	0762016												

Notes: The crosshatch pattern areas indicate sizes not recommended and/or not available

JLG DRAFTING MANUAL

TOPIC

Sect. C-076

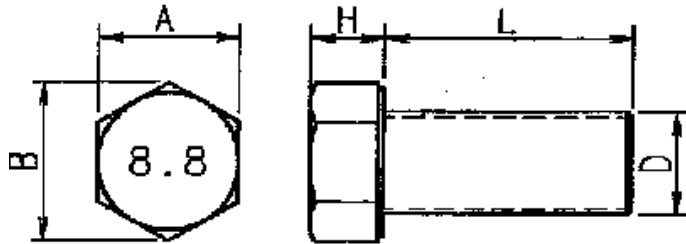
Page 3 of 5

HEX HEAD CAP SCREW, CLASS 8.8 METRIC FULLY THREADED

Document No.

Revised 11/03/11

CAGE CODE: 1YHH8



MATERIAL: CLASS 8.8 ISO 898-1

DIMENSIONAL: ISO 4017/DIN933

THREAD: 6g

FINISH: ZINC PLATE/YELLOW CHROMATE (4150707)

Not Standard

D	NOM DIA	3	3.5	4	5	6	7	8	10	12	14	16	18
	PITCH	0.5	0.6	0.7	0.8	1	1	1.25	1.5	1.75	2	2	2.5
A	FLATS	5.5		7	8	10		13	17 DIN 16 ISO	19 DIN 18 ISO	22	24	
B	CORNERS	6.01		7.66	8.79	11.05		14.38	18.9 DIN 17.77 ISO	21.1 DIN 20.03 ISO	24.49	26.75	
H	HEAD HT	2.13		2.93	3.65	4.15		5.45	6.58	7.68	8.98	10.18	
LENGTH (MM) : L	45				0760517			0760817	0761017	0761217		0761617	
	50				0760518	0760618		0760818	0761018	0761218		0761618	
	55					0760619			0761019			0761619	
	60							0760820	0761020			0761620	
	65					0760621				0761221			
	70							0760822	0761022	0761222		1001110853	
	75							0760823					
	80									0761224			
	85												
	90								1001099568				
	100							0760827	0761027	0761227			
	110							0760828		0761228			
	120								0761029	0761229			
	130											0761630	
	140											0761631	
	150							0760832					
160									0761233				

Notes: The crosshatch pattern areas indicate sizes not recommended and/or not available



JLG DRAFTING MANUAL

TOPIC

Sect. C-076

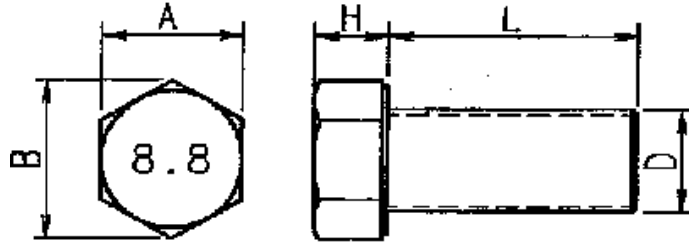
Page 4 of 5

HEX HEAD CAP SCREW, CLASS 8.8 METRIC FULLY THREADED

Document No.

Revised 11/03/11

CAGE CODE: 1YHH8



MATERIAL: CLASS 8.8 ISO 898-1

DIMENSIONAL: ISO 4017/DIN933

THREAD: 6g

FINISH: ZINC PLATE/YELLOW CHROMATE (4150707)

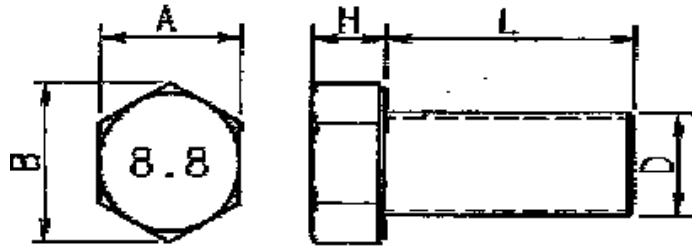
Not Standard

LENGTH (MM) : L	D	NOM DIA	20	22 DIN ONLY	24	27	30	33	36					
		PITCH	2.5	2.5	3	3	3.5	3.5	4					
	A	FLATS	30	34	36		46		55					
	B	CORNERS	33.53	35.92	39.98		50.85		60.79					
	H	HEAD HT	12.72	14.22	15.22		19.01		22.92					
		45	0762017											
		50	0762018	1001101572	0762418									
		55	0762019											
		60	0762020											
		65												
		70			0762422									
		75												
		80												
		85												
		90												
		100												
	110													
	120													
	130													
	140													
	150													
	160													

Notes: The crosshatch pattern areas indicate sizes not recommended and/or not available



JLG DRAFTING MANUAL		TOPIC
Sect. C-076	Page 5 of 5	HEX HEAD CAP SCREW, CLASS 8.8 METRIC FULL FINE THREAD
Document No.	Revised 11/03/11	CAGE CODE: 1YHH8



MATERIAL: CLASS 8.8 ISO 898-1
 DIMENSIONAL: DIN961
 THREAD: 6g
 FINISH: ZINC PLATE/YELLOW CHROMATE (4150707)

Not Standard

D	NOM DIA	6	7	8	10	10	12	12	14	16	18			
	PITCH	1	1	1	1	1.25	1.25	1.5	1.5	1.5	1.5			
A	FLATS			13	17	17	19	19	22	24	27			
B	CORNERS			14.38	18.9	18.9	21.1	21.1	24.49	26.75	31.2			
H	HEAD HT			5.45	6.58	6.58	7.68	7.68	8.98	10.18	12.00			
LENGTH (MM) : L	4													
	5													
	6													
	8													
	10													
	12													
	14													
	16													
	18													
	20													
	22													
	25						100118746							
	28													
	30													
35						100119929								
40														
50						100119930								

Notes: The crosshatch pattern areas indicate sizes not recommended and/or not available

