

# X1C1008

## MINI-CORRUGATED FASTENER TOOL

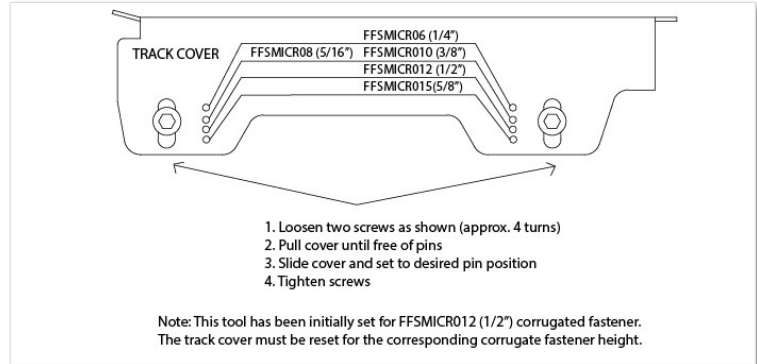


Air Pressure: 80-110 PSI

Max Air Pressure: 120 PSI

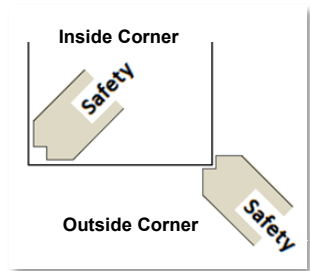

Air Fitting Size: 3/8" NPT

### Fastener Height Setting—Magazine Cover Adjustment



### Shooting in Corners

- A Long Driver Blade (119mm) already installed, is for the corners.
- A Short Driver Blade (116mm) included, is for the flat surface.
- "M" shaped Blade tip (grooved side) must face the wear plate when replacing the Driver Blades.
- Use the Shape of the Safety on the tool to help align tool in a corner.



### Loading

- Pull the magazine pusher back until locked (as shown).



- Load the fastener strips, sharp point facing down with the RED line on the left side (as shown).
- Unlock the pusher.
- **Magazine capacity:** 156 fasteners.

### Actuation Mode / Depth Adjustment

- Full Sequential Trigger (Red)
- Contact Trigger (Bump Fire) included
- Turn the wheel clockwise to reduce the penetration (as shown).
- Turn the wheel counterclockwise for deeper penetration (as shown).
- Reducing or increasing the air pressure can also affect the depth of the drive.

