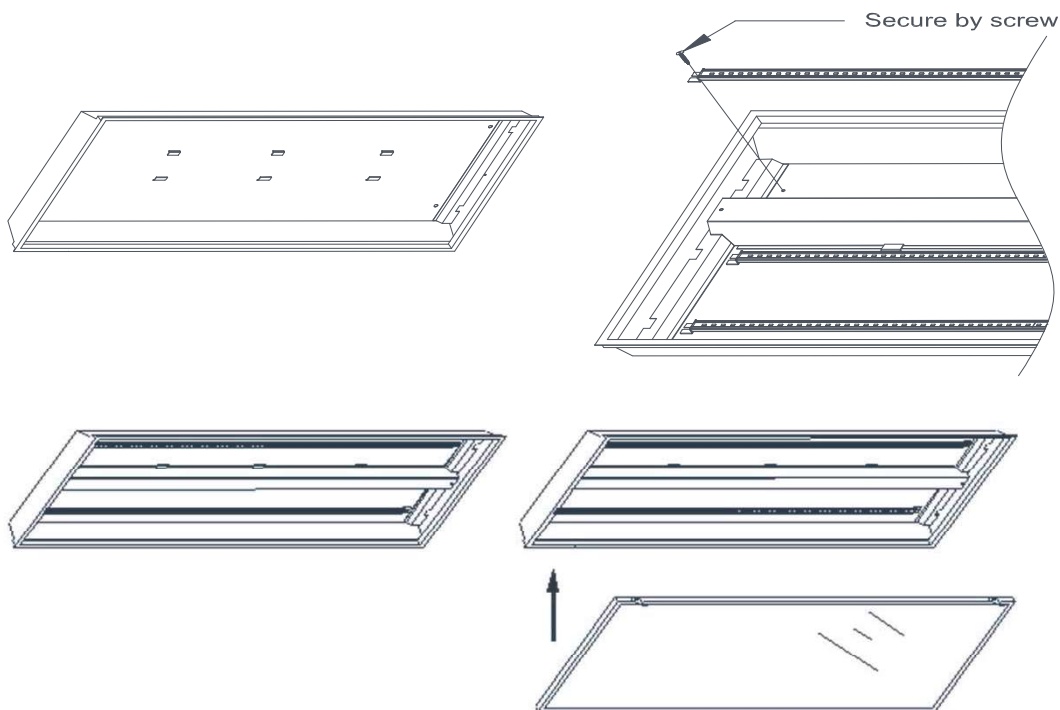


MAGNETIC RETROFIT KIT

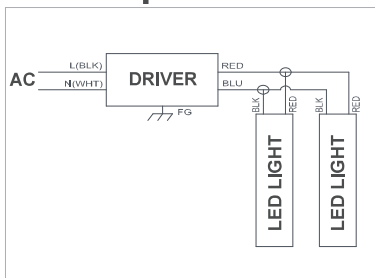
Installation

1. Turn off power and remove door frame and diffuser
2. Remove existing lamps, lamp holder, socket brackets, ballast cover, and electronic ballasts
3. Secure LED strips with self-tapping screws
4. Place LED driver in the location where the electronic ballast was, secure with self-tapping screws
5. Wire LED strips and driver according to wiring diagram
6. Connect input wires with driver with wire connectors
7. Place the original ballast cover back
8. Install lens & frame

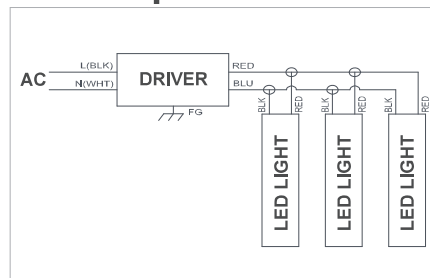


Wiring Instruction

For 2 strips



For 3 strips



For 4 strips

