



Installation and Maintenance Instructions

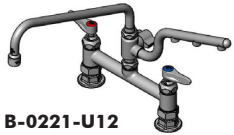
ULTRARINSE™ Series



B-0133-U12-B



U18-KIT



B-0221-U12



U12-KIT

Limited Three Year Warranty (Commercial Applications)

T&S warrants to the original purchaser (other than for purposes of resale) that such product is free from defects in material and workmanship for a period of three (3) years from the date of purchase. During this three-year warranty period, if the product is found to be defective, T&S shall, at its option, repair and/or replace it. To obtain warranty service, products must be returned to.....

T&S Brass and Bronze Works, Inc.
Attn: Warranty Repair Department
2 Saddleback Cove
Travelers Rest, SC 29690

Shipping, freight, insurance, and other transportation charges of the product to T&S and the return of repaired or replaced product to the purchaser are the responsibility of the purchaser. Repair and/or replacement shall be made within a reasonable time after receipt by T&S of the returned product. This warranty does not cover items which have received secondary finishing or have been altered or modified after purchase, or for defects caused by physical abuse to or misuse of the product, or shipment of the products.

Any express warranty not provided herein, and any remedy for Breach of Contract which might arise, is hereby excluded and disclaimed. Any implied warranties of merchantability or fitness for a particular purpose are limited to three years in duration. Under no circumstance shall T&S be liable for loss of use or any special consequential cost, expenses or damages.

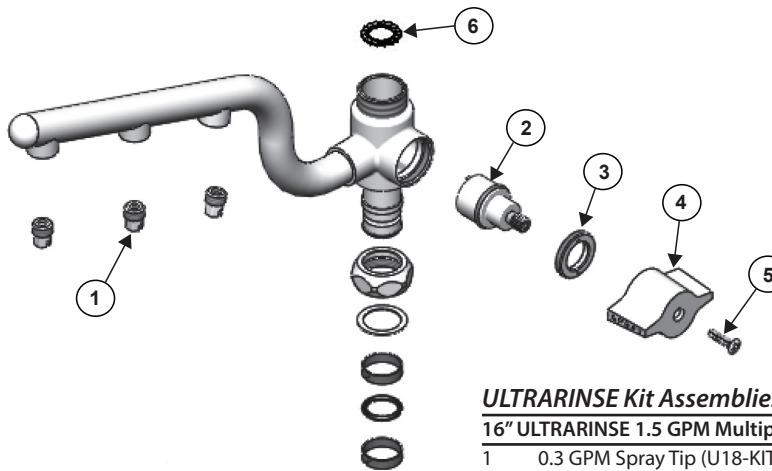
Some states do not allow limitations on how long an implied warranty lasts or the exclusion or limitation of incidental or consequential damages, so the above limitations or exclusions may not apply to you. Specific rights under this warranty and other rights vary from state to state.

Attention California Residents:

⚠ WARNING This product can expose you to chemicals including Lead, Chromium (hexavalent compounds) and Phthalates (DEHP) which are known to the State of California to cause cancer and birth defects or other reproductive harm.

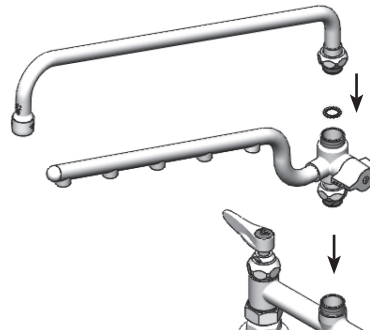
For more information go to
www.P65Warnings.ca.gov.

P/N: 098-020829-45 Rev.1
DATE: 03-03-22
DRAWN: TED
CHECKED: JRM 03-03-22
APPROVED: JHB 03-04-22



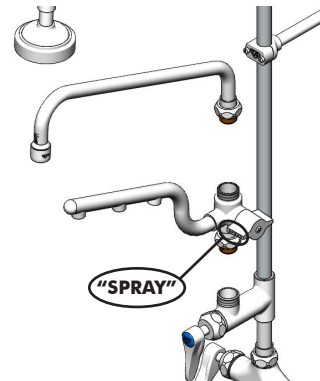
ULTRARINSE Kit Assemblies

| 16" ULTRARINSE 1.5 GPM Multiple Tip Spray Asm | | U18-KIT |
|---|----------------------------------|-----------|
| 1 | 0.3 GPM Spray Tip (U18-KIT only) | 020666-25 |
| 10" ULTRARINSE 1.5 GPM Multiple Tip Spray Asm (shown) | | U12-KIT |
| 1 | 0.5 GPM Spray Tip (U12-KIT only) | 020667-25 |
| 2 | Diverter Cartridge | 020641-45 |
| 3 | Diverter Cartridge Nut | 020645-45 |
| 4 | Diverter Handle | 020642-45 |
| 5 | M4 Screw, 17mm Long | 020669-45 |
| 6 | Lock Washer | 014200-45 |



Retro-Fit Installation Instructions:

1. Unscrew nozzle from faucet.
2. Insert the ULTRARINSE into the faucet and tighten nut.
3. For rigid connection between ULTRARINSE and nozzle, keep lock washer in ULTRARINSE swivel outlet.
4. Insert the removed nozzle into the top of the ULTRARINSE and tighten nut.



Use Instructions:

1. Handle has 180° rotation for switching between ULTRARINSE "SPRAY" and nozzle "FILL".