

LifeGuard NETWORKS **SHIELD**

 BY SPACE AGE ELECTRONICS



EMERGENCY TWO-WAY COMMUNICATION SYSTEM

SHIELD30 SYSTEM COMPONENTS

Each device in the Shield30 system works seamlessly together to provide a revolutionary combination of hardware and software. Up to 30 remotes can be daisy-chained to a single Master Control Panel, establishing a comprehensive emergency network in your building that can reliably capture and transmit precise information in the event that any of the occupants need assistance.

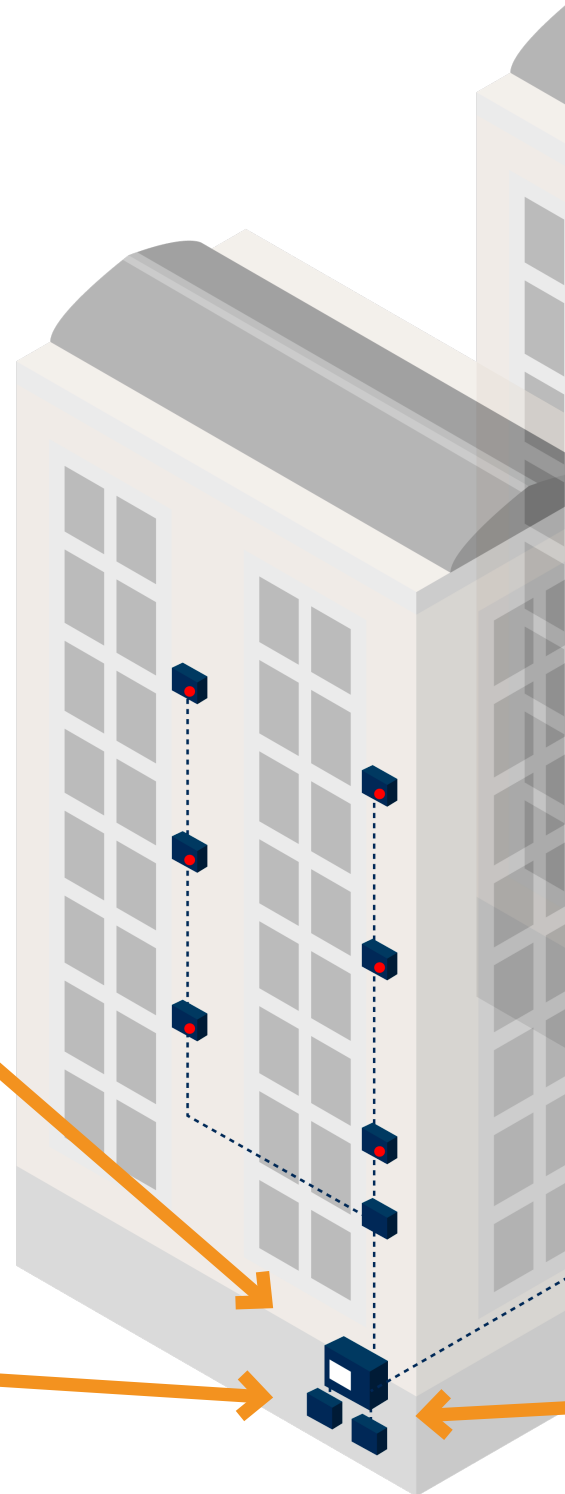

MASTER COMMAND PANEL

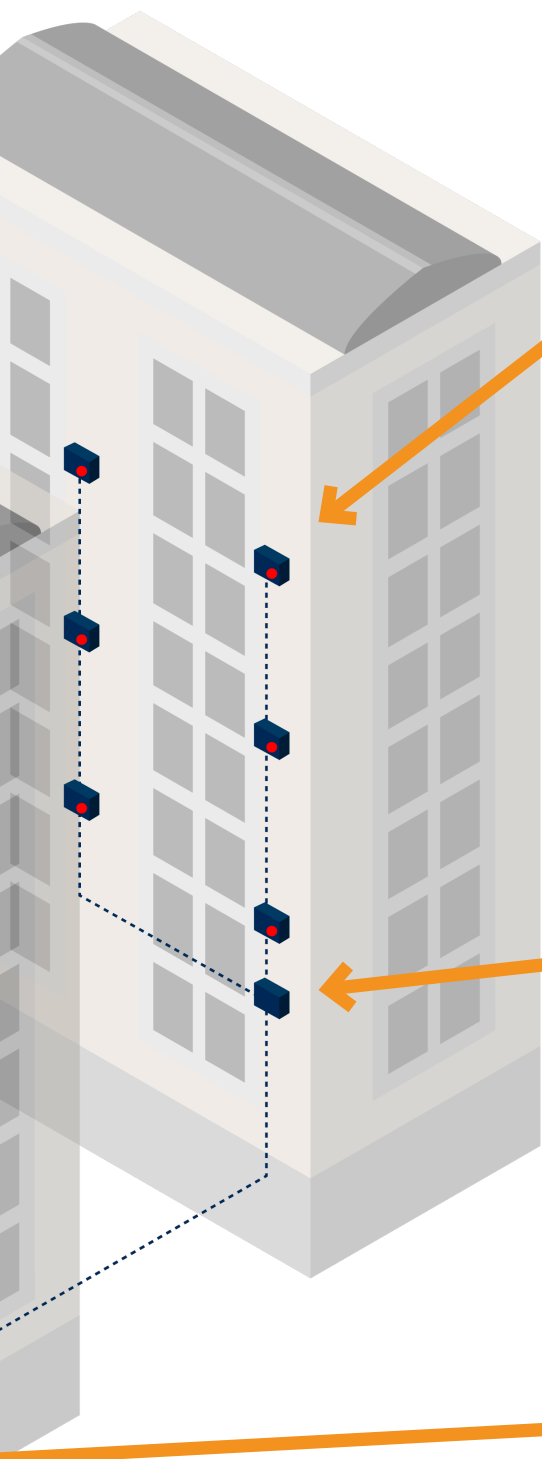
The cornerstone of the Shield30 system, this panel allows voice communication between connected remotes and the system operator who can utilize the touchscreen interface to access emergency and trouble information.



DIALER BOARD

Enables your system to call off site to a monitoring station or remote user with specific audio messages per site to let responders know exactly where the event is and enables communication directly to the area in call.





EMERGENCY COMMUNICATION REMOTE + AREA OF REFUGE SIGNAGE

These addressable, smart call stations feature a large red button that can be easily activated by any person in distress with a simple push. LEDs indicate when a call is in place and that the system is online and functioning, giving the occupant in peril peace of mind that help is on the way. With a programmable remote ID for display of the remote's specific location, you'll always know exactly where the person needing assistance is located.

ADA compliant signage identifies location and instructions for occupants in distress.



ISOLATOR MODULE

When your installation deals with multiple risers or cables that are not well-suited for digital communication, these modules simplify your cable runs to cut down on cost and improve system integrity.



POWER SUPPLY

The system is powered by a 24V supply with battery backup, utilizing reliable UL-recognized components.

THE FUTURE OF EMERGENCY COMMUNICATION

Effective emergency two-way communication has been lacking for too long. The Shield30 system provides cutting edge equipment that not only keeps building occupants safe, but cuts down on installation costs while still providing superior hardware.

- **Forward thinking**

Code requirements are quickly approaching Area of Refuge installations. Stay ahead of the game with a system already compliant with NFPA 72 and IBC standards.

- **Complete transparency**

Always know what systems are working and where they've been activated with clear status notifications on every device.

Ensure that emergency resources are always deployed exactly where they need to go, keeping rescue personnel and building occupants safer than ever.

Call 1.800.486.1723 or visit lifeguardnetworks.com to learn more about the Shield30 system!



© Copyright 2019 Space Age Electronics, Inc. This document subject to change without notice

Appropriate signage is an important part of identifying your Area of Refuge and emergency communication system.

Be sure your system is NFPA compliant per 5000 (11.2.12.3.5) with all signage in the correct locations.



EMERGENCY COMMUNICATION SYSTEM INSTRUCTIONS

PUSH BUTTON FOR HELP.

AUDIBLE TONE AND LED INDICATE CALL HAS BEEN PLACED.

WAIT HERE FOR OPERATOR VOICE ASSISTANCE.

YOU ARE IN LOCATION
LEVEL 2 STAIRWELL

Area of Refuge identification and tactile signage shall be illuminated, with tactile raised characters and braille per ICC/ANSI A117 703.3 and adhered per ISO 4624.

Directions for use of the Emergency Communication System shall be posted next to the system per NFPA5000 (11.2.12.1.1).

