

X1C1016

CORRUGATED FASTENER TOOL

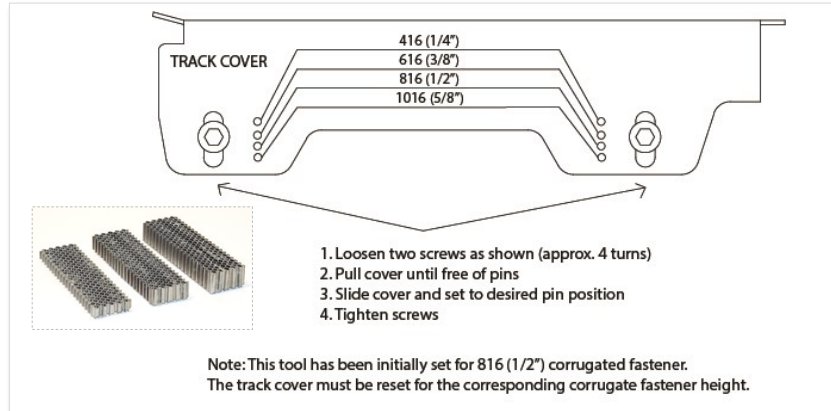


Air Pressure: 80-110 PSI

Max Air Pressure: 120 PSI


Air Fitting Size: 3/8" NPT

Fastener Height Setting—Magazine Cover Adjustment



Loading

- Pull the magazine pusher back until locked (as shown).




- Load the fastener strips, sharp points down with the RED line facing up.

- Align the honeycomb patterns between the strips. Missing faster will disrupt the honeycomb patterns which may cause tool jamming (as shown).

- Unlock the pusher.

- **Magazine capacity:** 120 fasteners.



Actuation Mode / Depth Adjustment

- Full Sequential Trigger (Red)
- Contact Trigger (Bump Fire) included
- Turn the wheel clockwise to reduce the penetration (as shown).
- Turn the wheel counterclockwise for deeper penetration (as shown).
- Reducing or increasing the air pressure can also affect the depth of the drive.

