


Function. Security. Luxury.

All in perfect harmony. volume 12

CLASSIC-EQUINE EQUIPMENT



AT CLASSIC EQUINE
EQUIPMENT,

Function, Security & Luxury

ARE THE BENCHMARK.

WOULD YOU WANT
ANYTHING LESS FOR
YOUR HORSE?

Enhancing your equine experience is what Classic Equine Equipment is all about. For over 20 years we have been an industry leader, creating beautifully styled components to complement your barn. By manufacturing products in our Missouri facility, we can control quality while creating beautiful, safe and functional products, from the elegantly designed stall components to the industry leading Ultraciser Exerciser.

Working closely with you, your architect or builder, we can help create an environment that you will be proud of. With an extensive list of options from style and size to finishes and accessories, Classic Equine offers customers the ability to make their barn an expression of themselves. Finish off your barn with the many other products that we offer - from paddock doors to lighting and fans. We are confident that you too will come to the conclusion echoed by many, **"There's nothing like a Classic!"**



Margaux Farms - Lexington, KY

800 444-7430
www.Classic-Equine.com



CONTENTS

HORSE STALL SYSTEMS

Integrity Series.....	4
Component Partitions.....	6
Kimberwick Series	7
Legend Series	8
European Series.....	18
Kensington Series.....	27
Berkshire Series	27
Stall Partitions	28
Wood & Color Options.....	30
Specialty	32

EXTERIOR BARN COMPONENTS

Barn/Breezeway Doors.....	36
Loft Doors.....	39
Dutch Doors	40
Paddock Doors.....	42
Window Grills.....	43
Hinged Windows	44
Shutters.....	45
Entrance & Paddock Gates	47

FLOORING SYSTEMS

Individual Pavers.....	48
Stall Mattresses.....	50
Interlocking Mats.....	51
Stable-ity Grid	52

BARN COMPONENTS

Lighting	53
Circulation Fans	55
Stable Accessories	56
Tack Accessories	57
Wash Bay & Grooming Stalls.....	60

EXERCISE EQUIPMENT

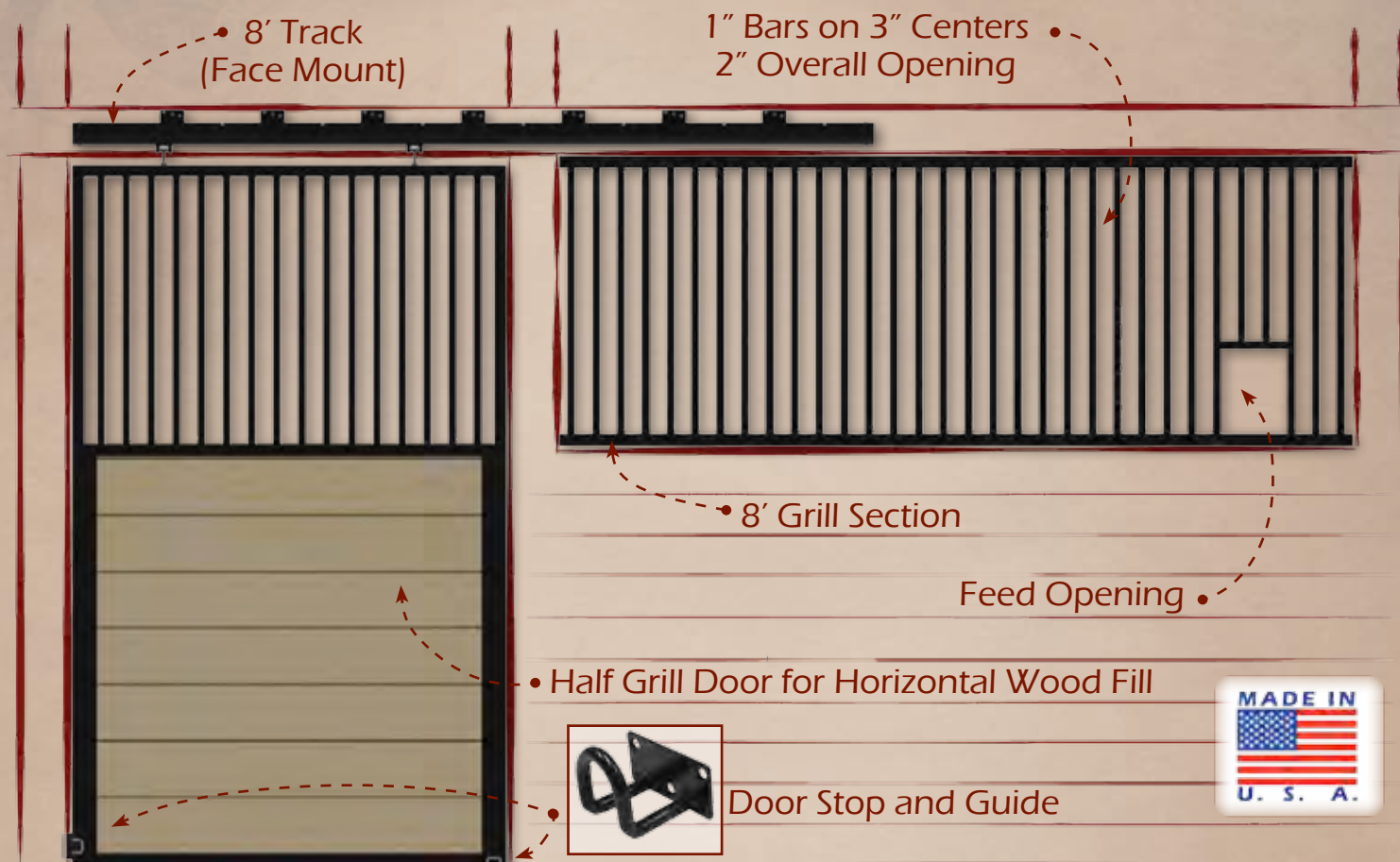
Ultraciser Exerciser.....	64
Arenas & Round Pens.....	66

HORSE STALL SYSTEMS

Integrity Series

Stall Component Features

The Integrity Series is the ultimate component system. All grill sections and doors are solid welded, never any pieces to assemble. Constructed from heavy-duty galvanized steel tubing, the Integrity Series is available in any length. Mix and match door, feed or watering options to create the perfect stall. All components, including track and door hardware, sold separately.



Integrity Series Side Entry Stall Front



A Side entry stall front with feed opening. Sliding door with grill top and horizontal wood fill bottom.



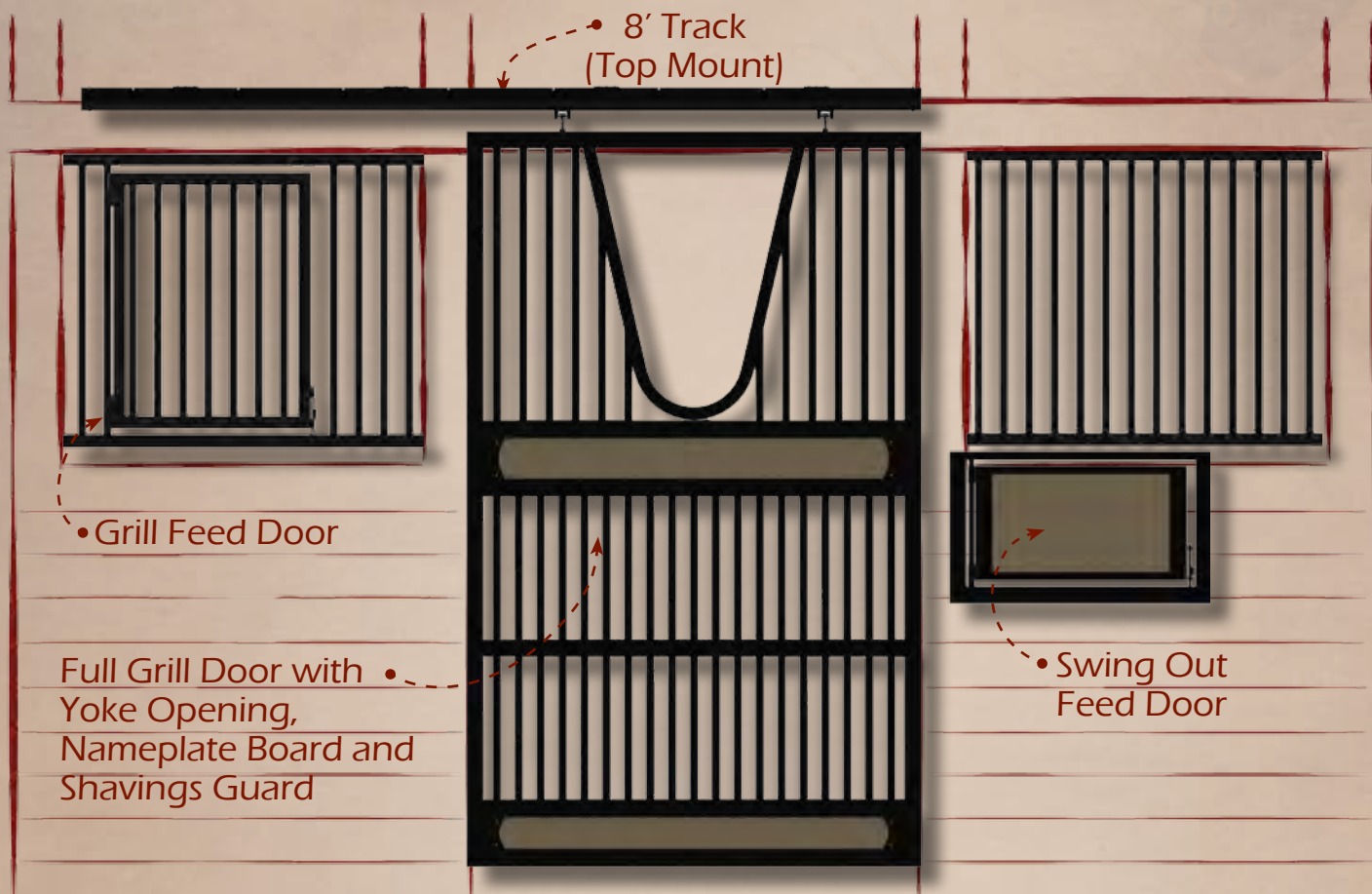
B Side entry stall front with swivel hay & grain feeder and swing out bucket holder. Full grill sliding door with yoke opening and removable fill piece.

- Perfect for barn remodeling or new construction.
- Easy to install and virtually maintenance free.
- Value engineered to fit all barn budgets.
- Custom sized grills and doors available.
- Wood sold separately.

HORSE STALL SYSTEMS

Integrity Series

Stall Component Features



Integrity Series Center Entry Stall Front



A Center entry stall front with grill feed door. Full grill sliding door with yoke opening, removable fill piece and shavings guard.



B Side entry stall front with feed opening. Sliding door with grill top and horizontal wood fill bottom.

HORSE STALL SYSTEMS

Integrity Series

Idea Gallery

- Constructed from 1.5" pre-galvanized 14ga. square tubing using 1" bars set on 3" centers or Hot Dip Galvanized finish.
- Fully welded and powder coated.
- Standard grillwork height 35".
- Standard door dimension 52"w x 83"h.



A Side entry stall front with swivel hay & grain feeder. Sliding door with grill top, fold down opening and horizontal wood fill bottom.



B Side entry stall front with swing out hay feeder. Sliding door with grill top and horizontal wood fill bottom.

HORSE STALL SYSTEMS

Integrity Partitions

Component Features

Integrity partitions consist of basic grillwork, 2 U-channels to hold the bottom wood, a stiffener strap and 2 header board attachments. Grillwork available in full length, split or partial (for privacy section). Full wood fill partition kits also available.



A 12' partition grillwork with 48" U-channel for bottom horizontal wood.

B 8' Partition grillwork with vertical channel to allow for privacy section. Sold with 48" and 90" U-channels to hold horizontal wood.

C Split partition grillwork utilizing existing posts.



The Kimberwick series combines the elegance of our European stalls with the flexibility and economy of our Integrity component system. This series utilizes the existing posts in your barn as the structural supports and uses the same high-quality materials as our European series. Designed to fit opening sizes from 10' to 12' by trimming the grillwork on site. Wood sold separately.

HORSE STALL SYSTEMS

Kimberwick Series

Stall Component Features



Kimberwick Series High Rise Stall Front



Low rise Kimberwick stall system with grill door. Note the 4x4 steel doorposts (sold separately).



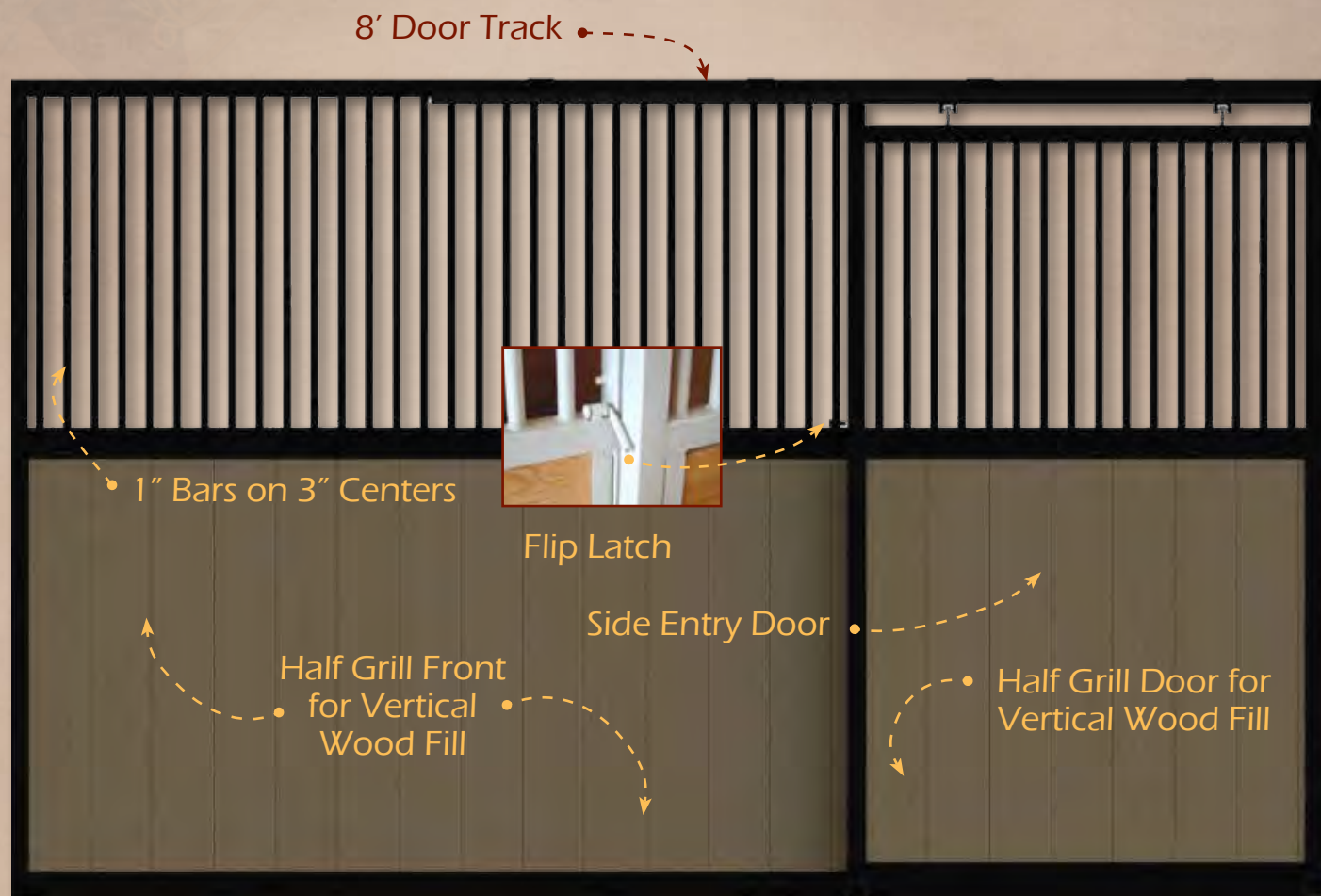
Low rise Kimberwick stall system with wood fill door. Note that the builder omitted the wood channels for a line of seamless fronts.

HORSE STALL SYSTEMS

Legend Series

Stall Component Features

Versatile and durable, the Legend Series is suited for clear span or post-frame construction. Made from heavy-duty pre-galvanized steel, or with option for Hot Dip Galvanized. The solid framed system can be made in any length. Designed to accept standard lumber or our 1" hardwood. Mix and match door, feed or watering options to create the perfect stall system for your needs.



Legend Series Side Entry Stall Front - 3000 Series



A Side entry stall front with swivel grain feeder. Half grill sliding door with yoke opening and removable yoke fill piece.



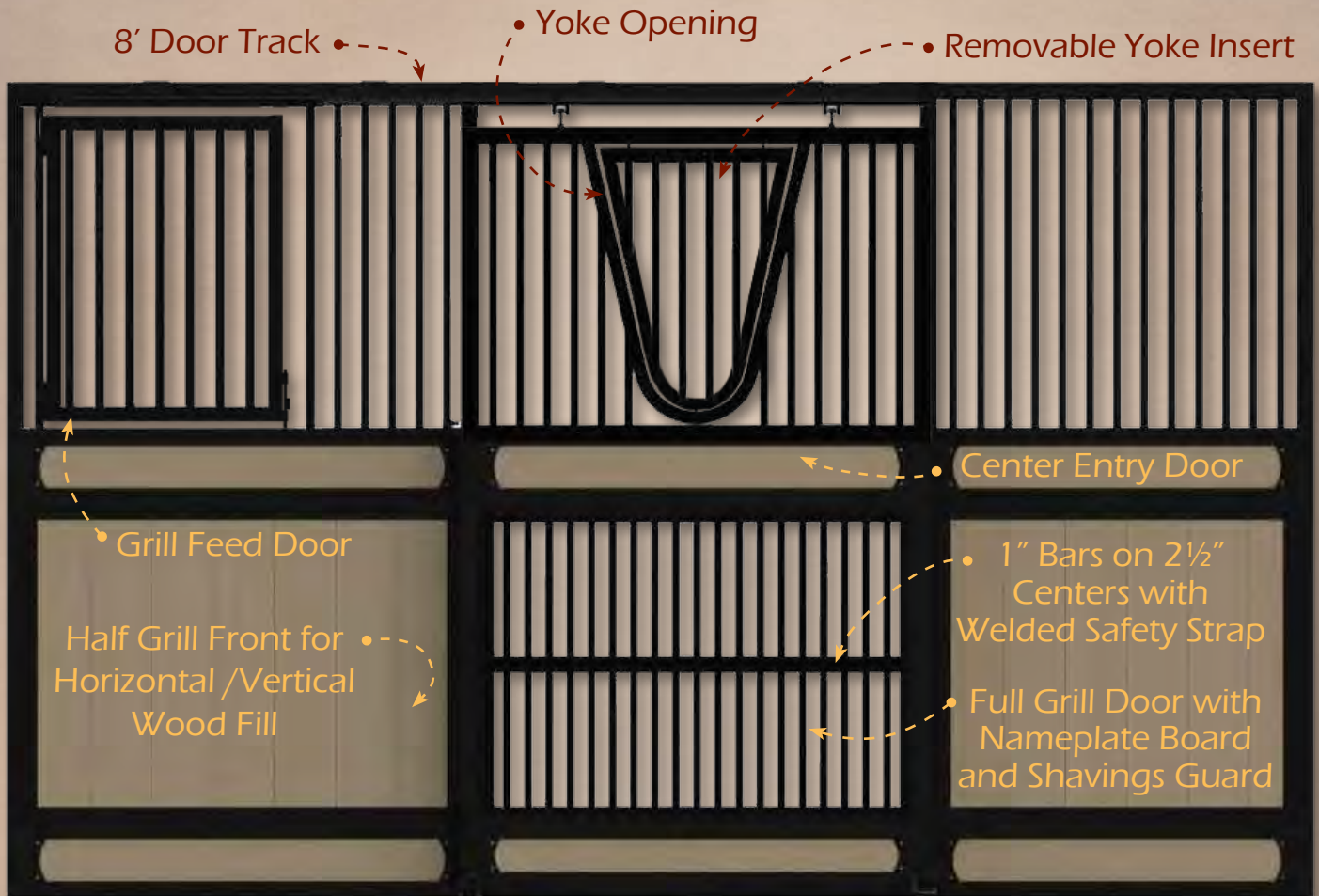
B Side entry stall front with grill feed door. Full grill sliding door with nameplate and shavings guard.

- Full frame design allows for free standing installation.
- Suitable for both clear span and post-frame barns.
- Engineered for ultimate safety and functionality.
- Flexible design - choose from multiple door and feed options.
- Wood sold separately.

HORSE STALL SYSTEMS

Legend Series

Stall Component Features



Legend Series Center Entry Stall Front - 3200 Series



A Center entry stall front with grill feed door. Half grill sliding door with yoke opening and horizontal / vertical wood fill.



B Center entry stall front with grill feed door. Half grill sliding door with yoke opening, horizontal / vertical wood fill.

HORSE STALL SYSTEMS

Legend Series

Idea Gallery

- Constructed from either Pre-Galvanized steel or Hot Dip Galvanized also available.
- 1" grill bars set on 3" centers, lower section of doors set on 2.5" centers for safety.
- Minimum of 14 ga. Steel used, 3 year limited structural warranty on all stall systems.



A

A Center entry front with grill feed door. Full grill sliding door with nameplate board and shavings guard.



B

B Center entry front with grill feed door. Sliding door with vertical opening in top, mesh bottom and shavings guard.

C Full grill center entry front with grill feed door and shavings guard. Full grill door with fold down yoke opening and shavings guard.



C

- Standard height of our Legend front is 90".
- Standard sliding door dimensions 52"w x 84"t
- Regular or Dutch hinged doors available.
- Stall width is per customer's requirements; custom designs welcomed.
- All products are powder-coated in-house; zinc primer is available.

HORSE STALL SYSTEMS

Legend Series

Idea Gallery



A Center entry stall front with vertical wood fill and swing out water bucket holder. Half grill sliding door with yoke opening.



B Full mesh center entry stall front with feed door. Shown with 2" x 3" tubular framing.

C Full mesh front with offset center doorway and oversized shavings guard. Note that the entire front is hinged to allow easy access for cleaning into this pasture shelter stall.



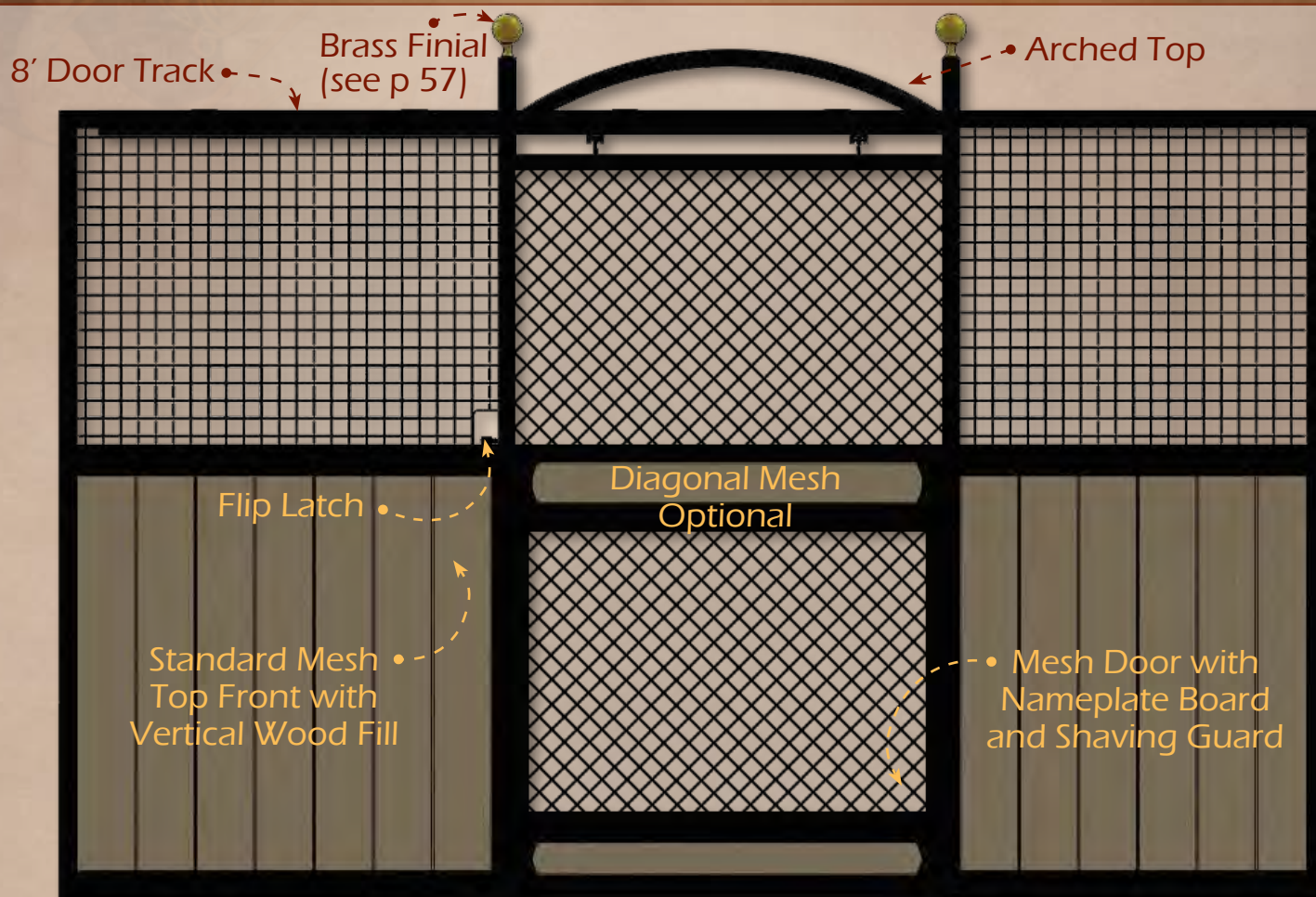
D Offset center entry stall front with grill feed door and half grill sliding door.

HORSE STALL SYSTEMS

Legend Series

Stall Component Features

Versatile and durable, the Legend Series is suited for clear span or post-frame construction. Made from heavy-duty pre-galvanized steel, or with option for Hot Dip Galvanized. The solid framed system can be made in any length. Designed to accept standard lumber or our 1" hardwood. Mix and match door, feed or watering options to create the perfect stall system for your needs.



Legend Series Center Entry Stall Front - 3500 Series



A Center entry stall front with grill feed door, arched top, brass finials and vented hardwood fill. Sliding door with French yoke, mesh bottom, nameplate board and shavings guard.



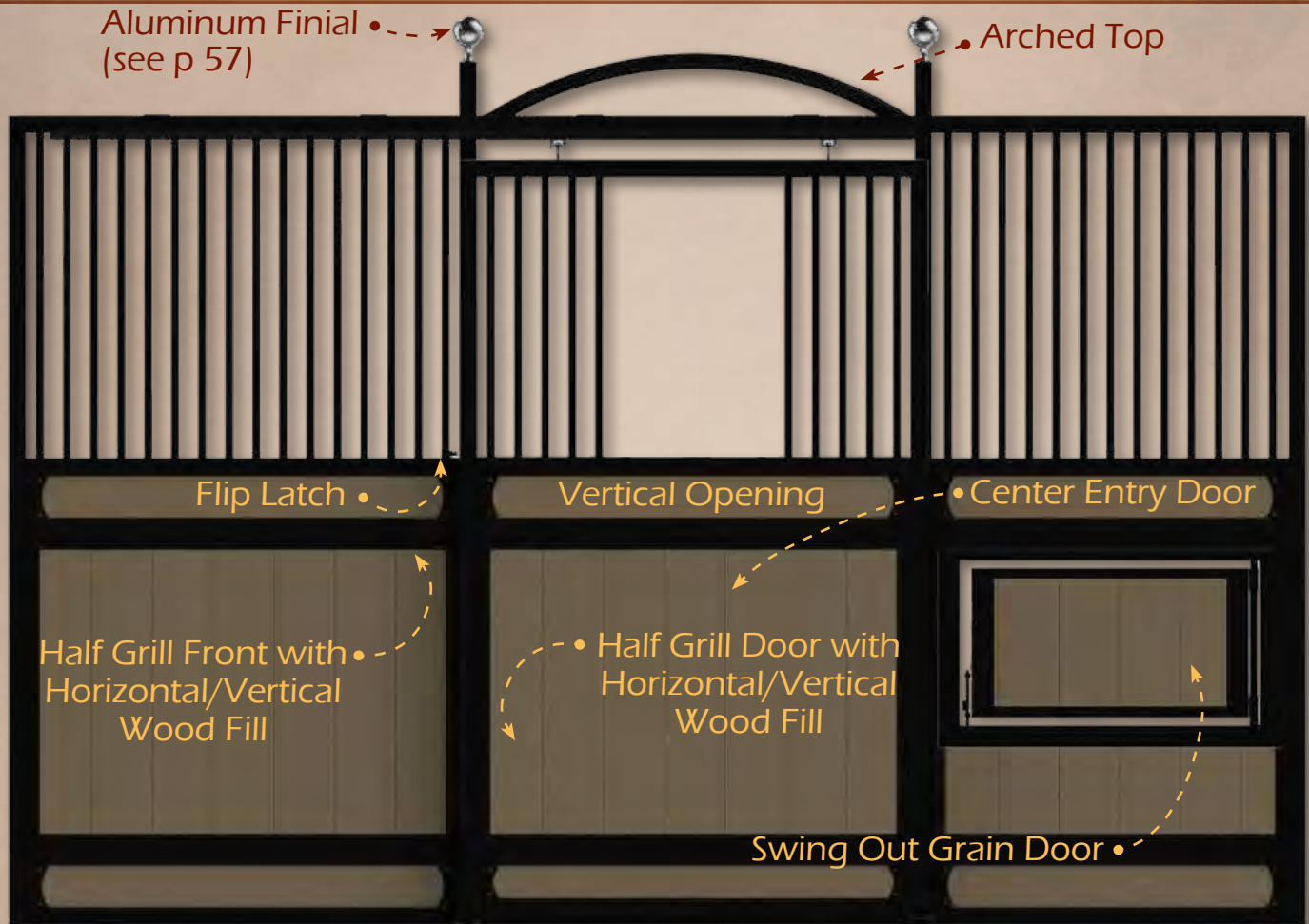
B Center entry stall front with arched top and brass finials. Full grill sliding door with yoke, removable fill piece and shavings guard.

- Full frame design allows for free standing installation.
- Suitable for both clear span and post-frame barns.
- Engineered for ultimate safety and functionality.
- Flexible design - choose from multiple door and feed options.
- Wood sold separately.

HORSE STALL SYSTEMS

Legend Series

Stall Component Features



Legend Series Center Entry Stall Front - 3700 Series



A Center entry stall front with grill feed door, arched top and brass finials. Full grill sliding door with nameplate board, shavings guard and yoke opening.



B Center entry stall front with swingout hay feeder, arched top and brass finials. Half grill sliding door horizontal/vertical wood fill bottom.



HORSE STALL SYSTEMS

Legend Series

Idea Gallery

- Constructed from either Pre-Galvanized steel or Hot Dip Galvanized also available.
- 1" grill bars set on 3" centers, lower section of doors set on 2.5" centers for safety.
- Minimum of 14 ga. Steel used, 3 year limited structural warranty on all stall systems.



A Center entry stall front with arched top, painted finials, grill feed door and swing out grain feed door. Full grill sliding door with yoke opening, removable fill piece, nameplate board and shavings guard.

B Center entry stall front with arched top, brass finials and grill feed door. Full grill sliding door with yoke opening and shavings guard.



C Center entry stall front with arched top, brass finials and grill feed door. Sliding door with fold down opening, mesh bottom, nameplate board and shavings guard.



The Legend Series demonstrates flexibility by providing our customers a variety of different options. Mix and match stall front, door and feed styles to meet your individual needs. Do you have a unique design constraint? Contact us for a custom solution - we can accommodate most requests!

HORSE STALL SYSTEMS

Legend Series

Feed Options

• Removable Yoke Insert



• Swivel Hay & Grain Feed Door

Swing Out Water Bucker Holder

• Hay Rack sold separately

• Yoke Opening



Water Bucket Holder •
Water Bucket and Holder sold separately

• Feed Opening



• Swing Out Hay Feed Door
Hay Rack sold separately




• Swivel Grain Feed Door
Grain Feeder not included



A Side entry stall front with centered swing out grain feed door. Half grill sliding door with yoke opening.

A



B Side entry stall front with swivel hay and grain feed door (hay rack and grain bowl sold separately). Full grill sliding door with fold down yoke fill piece and shavings guard.

B

800 444-7430

15

HORSE STALL SYSTEMS

Legend Series


Door Options

- All bars below 52" are set on 2½" centers for safety purposes.
- The entire door is fully welded - no tack welding or bars that spin.
- Standard door dimensions 52" w x 84" t.

Door Top Options



Grill



Mesh

Door Bottom Options



Wood (Vertical or Horizontal)



Wood (Horizontal/Vertical)



Grill with Shavings Guard



Grill with Shavings Guard and Nameplate Board



Mesh with Shavings Guard (pictured with optional metal insert.)



Mesh with Shavings Guard and Nameplate Board

- Track brackets are welded on for safety and durability.
- Tracks have a teardrop shape making them self-cleaning.
- Double-truck rollers provide quiet and smooth operation.
- Our flip latch is unique in the industry and is the safest available.
- Additional latching options available including plunger, gravity and pin.

HORSE STALL SYSTEMS

Legend Series

Door Options



Yoke




Removable Fill Piece



Fold Down Yoke



Vertical Opening



Fold Down (also available as removable)



French Yoke

"We chose Classic Equine Equipment for our horse stalls for two reasons: 1) the American made stalls are high quality and attractive, and 2) the exceptional service before and after the sale."

Testimonial

- Aaron & Traci Fagen



HORSE STALL SYSTEMS


European Series

Stall Component Features

Classic European styling and elegance are the essences of the European Series. Graceful sweeping curves, heavy-duty solid welded construction and attention to detail are just a few of the traits that set our European Series apart from the competition. Available in multiple styles and designs, it is made to accept our 1" imported hardwood or standard lumber.



European Series Standard Low Rise Stall Front - 4000 Series



A Curved low rise stall front with painted finials. Hinged wood fill door. Note the bayed design allowing for extra stall space.



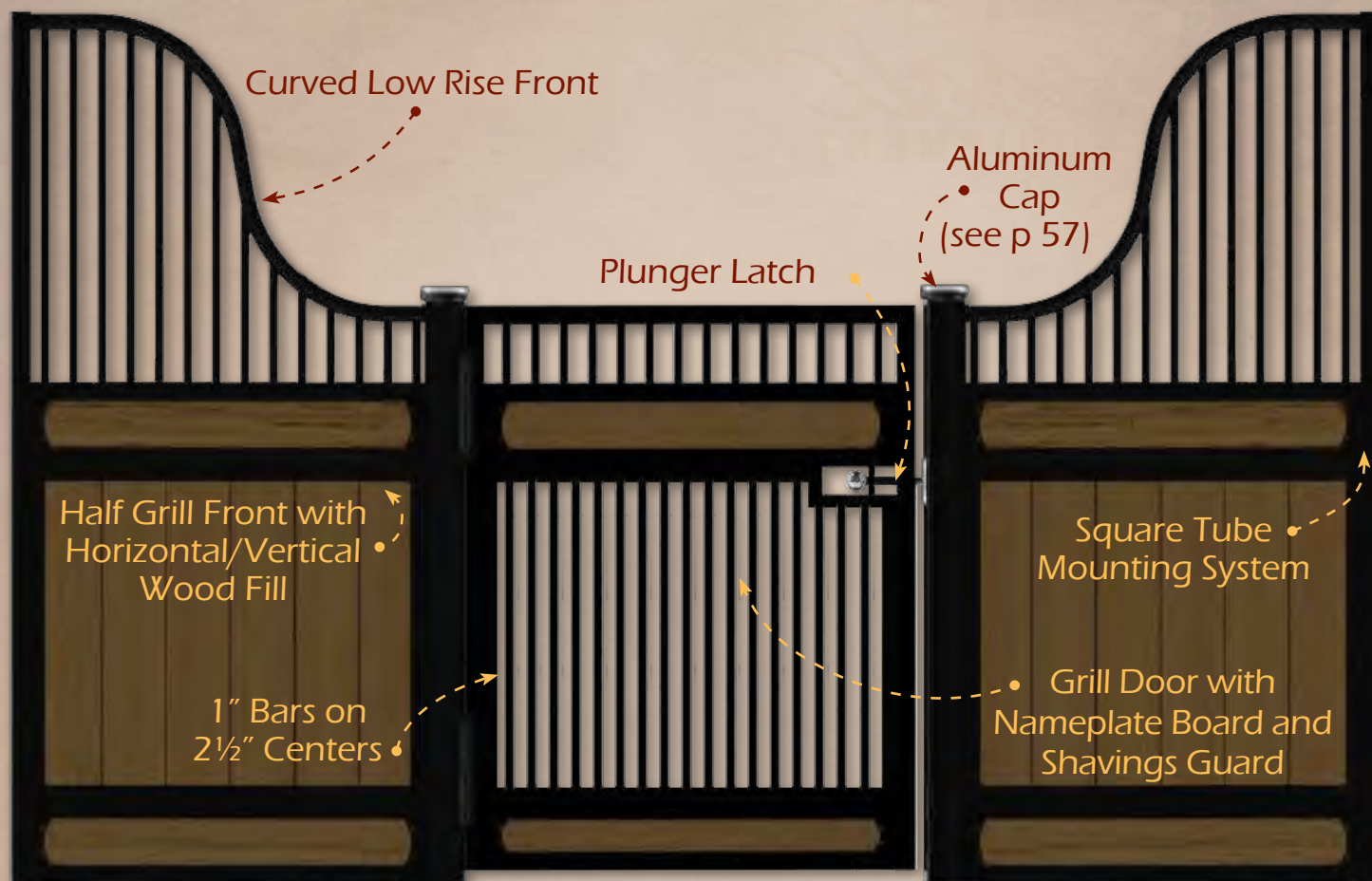
B Standard low rise stall front with painted caps. Hinged wood fill door.

- Sweeping curves and solid brass accents are the epitome of style.
- Suitable for both clear span and post-frame construction (concrete slab or curb required).
- Full frame design allows for free standing installation - with or without end columns.
- Wood sold separately.

HORSE STALL SYSTEMS

European Series

Stall Component Features



European Series Curved Low Rise Stall Front - 4200 Series



A Standard low rise stall front with brass caps and horizontal / vertical wood fill. Hinged grill door with nameplate and shavings guard.

B Standard low rise stall front with brass caps and finials on end columns. Hinged wood door with horizontal / vertical wood fill.

HORSE STALL SYSTEMS

European Series

Idea Gallery

- Available in Pre-Galvanized steel with Powder coat or Hot Dip Galvanized.
- 1" bars are set on 3" centers (2½" centers on lower grillwork).
- Columns are 4.5" diameter pre-galvanized 7 ga. structural steel.
- All stall components are fully welded and face welds are ground down to a smooth finish.



A

A Standard low rise stall front with horizontal / vertical wood fill and brass caps. Hinged grill door with nameplate and shavings guard.

B Standard low rise stall front with horizontal / vertical wood fill. Hinged wood door with brass caps.



B



"We chose Classic Equine because of the quality of product, the great service and the efficient production time. Classic has an enormous variety of stall fronts and colors and I could choose exactly what I wanted. The craftsmanship is clearly outstanding. Best of all, the service and attention to detail from the Classic team was excellent."

- Jaralyn Finn, Florida

- Standard height of our low rise Euro fronts is 90" at ends.
- Door height 60".
- Stall width is per customer's requirements; each stall is made to order.
- All products are powder-coated in-house. Zinc primer available.

HORSE STALL SYSTEMS

European Series

Idea Gallery



Standard low rise stall front with grill feed door, brass caps and horizontal / vertical wood fill. Hinged grill door with nameplate board and shavings guard.



Standard low rise stall front with grill feed door, brass finials and horizontal / vertical wood fill. Hinged grill door with nameplate board and shavings guard. Features integrated mounting angles.

HORSE STALL SYSTEMS


Featured Renovation

Before/After

In 2010, Classic Equine Equipment worked with the Folger Estate Stables in Woodside, CA on an extensive barn renovation project. Our Legend series stalls were used on the interior and custom Euro style stalls were provided for the exterior shed row. Quite the transformation!



Before/After

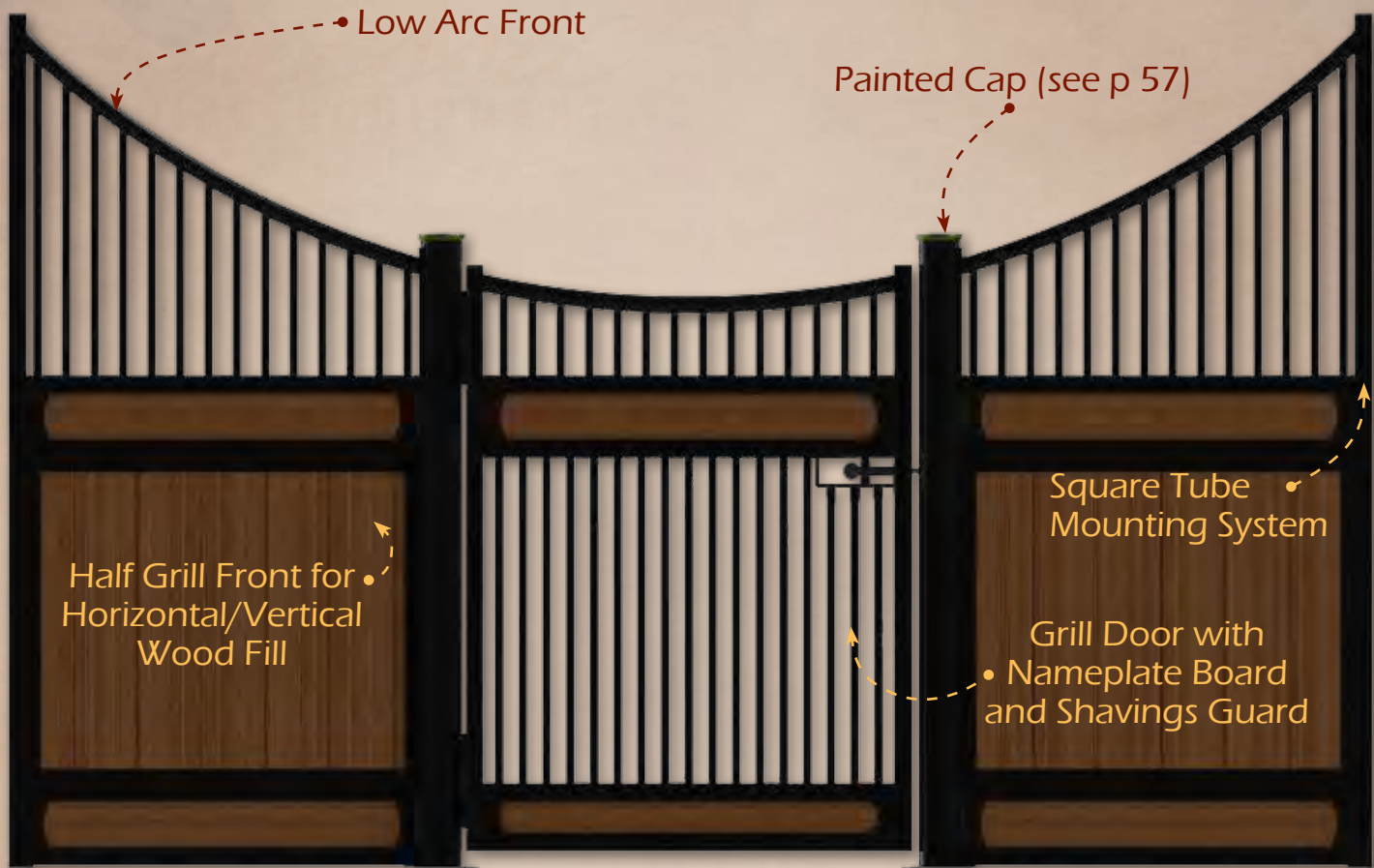


HORSE STALL SYSTEMS

European Series

Stall Component Features

- The Arc Euro style front features a graceful sweeping front.
- Standard fronts are 90" at ends with the lowest point on the door at 60".
- Made to fit your specific barn - the radius of each front is dependent upon the stall width.
- Wood sold separately.



European Series Arc Stall Front



A Low Arc stall front with painted caps. Hinged grill door with nameplate board; shavings guard. Note custom partitions with radiused privacy section.



B Low Arc stall front with painted caps. Hinged grill door with nameplate board and shavings guard. Stainless steel feeder and waterer also available through Classic Equine Equipment.

In 2011 this farm owner contacted us in search of stalls that could be used in a half-round barn. We worked closely with them to create a very unique and spectacular stall layout for their showcase facility in Quebec. We incorporated both Arc fronts and Arc partitions fastened at exact angles to our Euro columns to create a rounded perimeter.

HORSE STALL SYSTEMS Featured Project



The interior of this customer's barn with European Arc fronts, in multiple configurations.



BELOW: Our final CAD layout from which the stalls were built and installed.

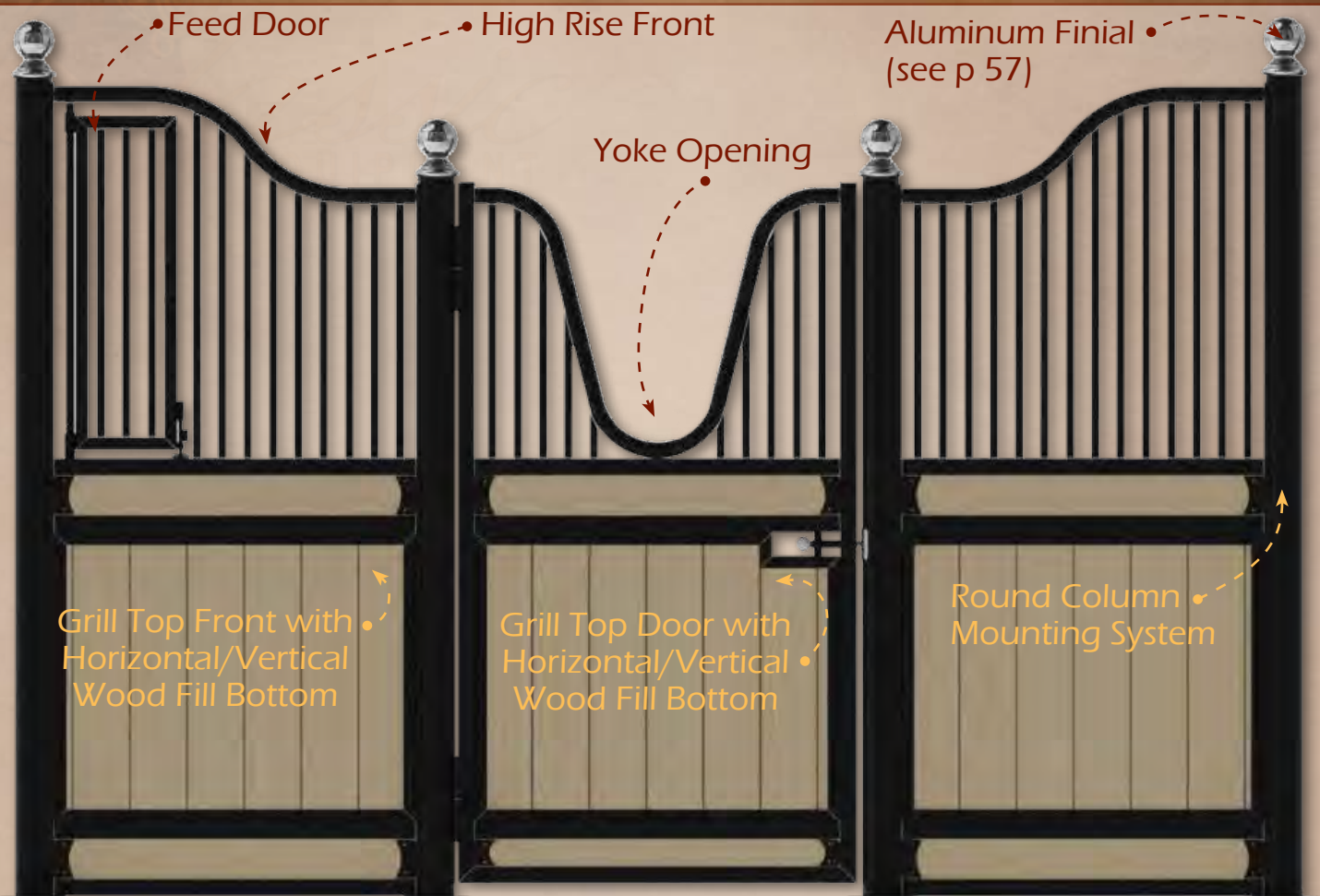


HORSE STALL SYSTEMS

European Series

Stall Component Features

Classic European styling and elegance are the essences of the European Series. Graceful sweeping curves, heavy-duty solid welded construction, and attention to detail are just a few of the traits that set our European Series apart from the competition. Available in multiple styles and designs, it is made to accept our 1" imported hardwood or standard lumber.



European Series High Rise Stall Front - 4700 Series



A High rise stall front with feed door, horizontal / vertical wood fill bottom, round columns and brass caps. Grill door with yoke opening, nameplate board and shavings guard.

B High rise stall front with feed door, horizontal / vertical wood fill bottom, round columns and brass caps. Grill door with yoke opening, nameplate board and shavings guard.

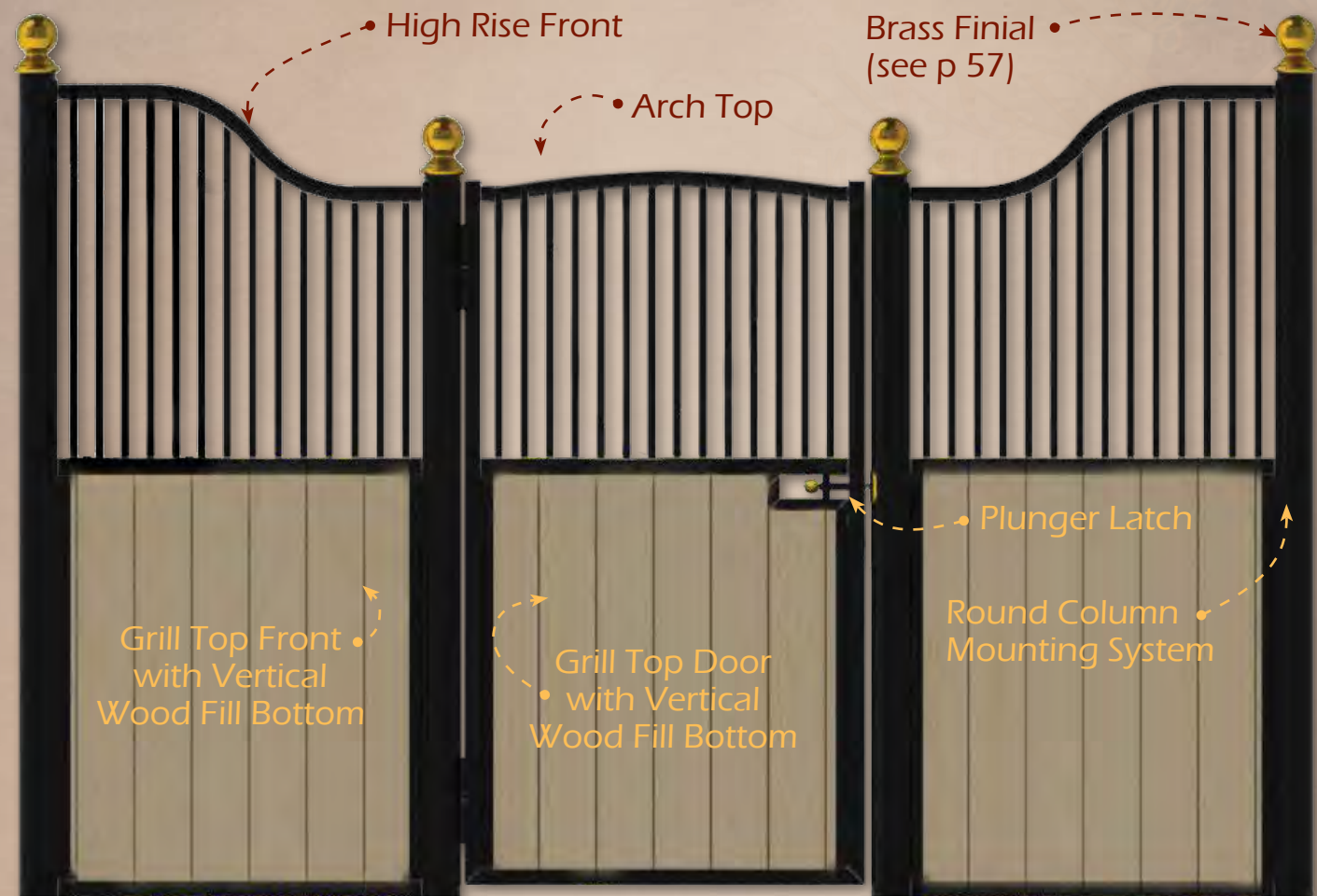


- Standard height of our High Rise Euro fronts is 96" at the ends.
- Door columns are 87".
- Stall width is per customer requirements - each stall is made to order.
- U-channel picture frames wood fill section creating a seamless front.
- All products are powder-coated in-house. Zinc primer is available.

HORSE STALL SYSTEMS

European Series


Stall Component Features



European Series High Rise Stall Front - 4500 Series



A Bayed high rise stall front with horizontal / vertical wood fill, grill feed door, round columns and brass caps. Arch top door with horizontal / vertical wood fill.



B High rise stall front with horizontal / vertical wood fill, brass caps, square ends and stout blanket bar. Arch top full grill door with nameplate board and shavings guard.

HORSE STALL SYSTEMS

European Series

Idea Gallery

- Available in Pre-Galvanized steel with Powder coat or Hot Dip Galvanized.
- 1" bars are set on 3" centers (2½" centers on lower grillwork).
- Columns are 4.5" diameter pre-galvanized 7 ga. structural steel.
- All stall components are fully welded and face welds are ground down to a smooth finish.



A High rise stall front with feed door, horizontal / vertical wood fill bottom, round columns and painted caps. Grill door with yoke opening, nameplate board and shavings guard.



B High rise stall front with horizontal / vertical wood fill, painted caps and square ends. Arch top full grill door with nameplate board and shavings guard.

HORSE STALL SYSTEMS

Featured Renovation

Before/After

Classic Equine's stall fronts are a great solution for a barn renovation. Since we fabricate each front to your specifications, there is no "custom" width. We can also make the wood channel to fit most lumber, giving you the flexibility to use reclaimed lumber. Although the European style is featured below, any of our stall fronts may be used. Our knowledgeable staff can help you select the perfect solution.



Before/After



Classic Equine Equipment's Kensington series incorporates the elegant design of a Euro front with block wall construction. It utilizes columns mounted on the block walls and offers either full frame or kit partitions as options. Also available are radiused partitions for block walls. (As shown on inside front cover)

HORSE STALL SYSTEMS

Kensington Series

Block Wall Construction



A Kensington series high with full grill yoke door. Kit style partition with channel. Note that the block wall has been faced with wood.


B Kensington series low with custom yoke door. Full frame partitions notched for block wall construction.

Like the Kensington, our Berkshire series is designed for block wall construction. This stall system modifies any of our Legend series fronts. Doors may be sliding or hinged. Partitions may be incorporated in many configurations. As with our Legend series, you can mix and match front, door and feed options to create your ideal stall system.

HORSE STALL SYSTEMS

Berkshire Series

Block Wall Construction



At left is the Berkshire with arch top and grill feed door. Available with either hinged or sliding doors.

HORSE STALL SYSTEMS

Stall Partitions

Idea Gallery

Classic Equine Equipment Stall Partitions are versatile and durable. Made from heavy-duty pre-galvanized steel, this solid framed unit can be made in any length. Partitions can be used in clear span or post-frame construction. Mix and match grill and wood options to create your ideal set-up.



A Half grill partition with vertical wood fill and custom corner panel.




B Custom Euro style partition.



C Partial grill partition with 4' privacy section and horizontal/vertical wood fill.



D Half grill partition with horizontal / vertical wood fill bottom.




E Custom-notched partition using Euro style columns as dividers.



F Hinged full wood partition for vertical wood fill.



G Half grill partition with horizontal wood fill and center divider.



H Custom arc top half grill partition with vertical wood fill.

HORSE STALL SYSTEMS

Stall Partitions

Idea Gallery



Full wood partition made with 2" x 4" tubular steel for vertical wood.



Partial grill partition with privacy section at each end for horizontal wood.



Partial grill partition with 4' privacy section, center divider and vertical wood.



Partial grill partition with privacy section at each end for vertical wood.

"And as I said before thank you for your great personalized service and great product!! And I included a pic of the saddle and bridle racks that you sold me."

Testimonial

- Marie-Claude Boucher



HORSE STALL SYSTEMS

Wood and Color Options

Classic Equine Equipment keeps in stock premium imported hardwood and Southern Yellow Pine. Both types are milled to our exacting specifications - including a tongue and groove as well as a v-notch on the face of each board. Additional types of wood are also available upon request. Please note that wood is sold separately for all our products.



Our Brazilian hardwood is 1" thick and comes in 12" increments from 4' to 12'. A true hardwood, it is very dense and durable. Although no wood can be considered "horse proof", the strength of this wood is exceptional.



Venting (as shown here) is an option for either our hardwood or pine. This allows for additional airflow without sacrificing the look of wood.



Our Southern Yellow Pine comes in 2" x 8" x 12' lengths. It is #1 or better premium wood - no warping, stains, stamps or discolorations. Although not as dense as the hardwood, this is the strongest of the 'softwoods' and is a very popular choice for horse stalls.



HDPE uses primarily recycled postconsumer plastic with a positive environmental impact to create a long-lasting, no maintenance and weather resistant material. HDPE is UV resistant, easy to maintain and does not require staining. Available in a variety of lengths and colors.


Powder Coat Colors



Black




Black Fine Texture




Patrician Bronze




Hunter Green



Slate Grey



Light Grey




Bone White




Sandstone




Camel



Mojave Brown



Wheat Tan



Brick Red

When Populous Architects needed an ultra-custom solution for their client, they came to Classic Equine Equipment. From stalls to barn doors, windows and vet stocks - we provided the A to Z package of equipment for this unique and stunning private facility located in Louisiana.

HORSE STALL SYSTEMS

Featured Project

Populous Architects



"Over the last 10 years Classic Equine has contributed to our commercial and private equestrian projects in the U.S. and abroad. A successful equestrian facility design centers around a safe, healthy, and functional working environment. In addition to these core values our clients are looking for design that reflects their aesthetic preferences and brands their facilities as unique and significant works of architecture.

I recommend Classic Equine to my clients as they routinely accommodate the diverse designs and budgets of our projects with great attention to the safety, health, and functionality of each product. I have confidence my clients will receive prompt, honest, and respectful service before and after the sale."

– Charlie Kolarik, Equestrian Facility Architect
Populous Architecture



HORSE STALL SYSTEMS

Specialty Projects

Veterinary Facilities

Classic Equine Equipment has worked closely with a number of veterinary facilities to provide products which fit the unique requirements of an equine hospital. Challenges often arise for extra large facility entrances, surgical suites and isolation rooms. We have experience with these designs and can custom-tailor a solution for your facility.



We designed a number of different products to accommodate the request of Tennessee Equine Hospital including surgical suite and recovery room doors. Stalls for block wall construction were created to their exact specifications (see Berkshire series p 27). Aluminum end doors were used on the 16' tall openings, reducing the weight for ease of use. Full grill, split hinged partitions were used in their foaling stalls. Sliding shutters were used in their isolation barn.



Have a unique design in mind? Maybe you've seen a stall system where you like some features, but not others. Classic Equine Equipment can help you design and build the perfect stall system for your barn. After all, why settle for an off-the-shelf system when you can have exactly what you want? We can make your barn stand out from all the others.

HORSE STALL SYSTEMS

Specialty Projects

Idea Gallery



Artisan accent - Corner scrolls



Brewery Handrails


Testimonial

"Beautiful stall fronts where TOPS on the list for me. Sturdy and SAFE. Miniatures tend to find places to hurt themselves (rough edges, large "hoof size" openings) and I researched EVERY stall maker on the market. Classic Equine was exactly what I was looking for."

- Karen Rudolph of Frost Hill Farm Miniatures
Hampstead, New Hampshire



Winner's Circle for Horse Show grounds.



Full Mesh Custom Front

800 444-7430

The Classic Value

At Classic Equine Equipment, we strive to provide our customers with the best products at a competitive price. In doing this, we have designed our equipment with features that set us apart from our competitors. We believe that these “extra touches” provide not only beauty and functionality, but exceptional value as well.

- ▶ All standard products are made from pre-galvanized steel. This provides superior rust protection over black steel constructed stall equipment. Hot Dip Galvanized finish is also available for maximum rust protection.
- ▶ Bars on stall components are fully welded, not tack welded. This results in more strength and greater stability. For the top grillwork 1" bars are set on 3" centers, while lower grillwork bars are set on 2½" centers to ensure small hooves cannot get trapped.
- ▶ Fully welded, solid frame construction; heavy gauge tubing is used to construct the entire stall.
- ▶ In-house powder coating is standard on all products. Keeping this process on-site means we can monitor and maintain the highest quality standards.
- ▶ Stall components come with a 3 year limited warranty. We are happy to provide references of our projects in your area.
- ▶ Build to suit capabilities, using our in-house draftsmen. Whether your barn requires special size stall fronts, barn doors, or a completely unique design we can accommodate most every idea or building requirement.
- ▶ High quality hardware - from stainless steel hinges on dutch doors, to the



2000# barrel hinges on the European fronts, we use only the best to keep your products functional for many years. We often hear from customers who have product that is 10 years old, that their doors still slide as easily as they did when they were installed!

- ▶ Seasoned sales staff and support personnel are available to assist you in selecting products to suit your needs. On-site visits are available upon request to help you make your barn perfect.
- ▶ 2015 marks the 25th year of business for Classic Equine Equipment. Rest assured that we will be here to support you in many years to come.
- ▶ All steel products are made at our manufacturing plant in Fredericktown, MO - including our Ultraciser® Exercisers. We are proud to be made in the USA!



Function. Security. Luxury.

All in perfect harmony.



EXTERIOR BARN COMPONENTS

Barn End Doors

Component Features

Classic Equine Equipment Barn End Doors are the perfect complement to your barn interior. Available for standard size entrances or custom designed to fit your unique application. We offer both sliding and hinged doors in a number of different styles. Classic's Barn End Doors offer superior strength and beauty while delivering the ultimate in performance and durability.



Sliding Barn End Door




* Ask about Aluminum Barn Doors



Hinged Barn End Door

* Glass and Mullions not supplied

* Lexan inserts available



A Barn is shown with sliding and hinged barn end doors, loft doors, hinged window and dutch doors.

B Barn is shown with sliding barn end doors and diamond pattern crossbucks.

- All barn doors are made to fit your barn - there is no "custom" size.
- Multiple options available -including sliding, hinged, arched and aluminum.
- For extra large openings double track systems available.
- Logos may be incorporated into doors (as seen on front cover) to personalize your barn entry.
- Wood and glass not included.

EXTERIOR BARN COMPONENTS

Barn End Doors

Idea Gallery



A Custom Sliding Doors



C Sliding Glass Top with Crossbucks



E Sliding Quad Glass Top with Horizontal / Vertical Wood Fill



G Sliding Dual Crossbucks with Metal Inserts



B Hinged Horizontal / Vertical Wood Fill



D Sliding Horizontal / Vertical Wood Fill



F Sliding Full Wood with Vertical Wood Fill



H Aluminum Sliding Glass Top with Crossbucks and Metal Inserts

EXTERIOR BARN COMPONENTS

Barn End Doors

Idea Gallery

- Made from pre-galvanized steel tubing - select from 2", 3", 4", 6" framing.
- Also available in Hot Dip Galvanized options and Aluminum.
- Doors designed to accept 1/4" tempered glass - other options available.
- Sliding doors use our high quality track and trolley system.
- Standard guides ride in hidden channel beneath door and mount in concrete. Other options available.



Hinged arch top Dutch double barn doors



Sliding Glass Top and Wood Fill Bottom with Crossbucks and metal inserts



Double Hung Four Panel Hangar Doors



Hinged full wood barn doors



Aluminum sliding glass top and wood fill bottom



Sliding glass top with quad glass and crossbucks

Classic Equine Equipment's Loft Doors utilize the same high-quality materials as our other product lines. Hinged doors are pre-hung and utilize our fully framed outer jamb (see page 40) and stainless steel hinges. Also available are sliding doors which use our standard door track and trolley system. Many configurations available. Ask us about other designs.

EXTERIOR BARN COMPONENTS

Loft Doors Idea Gallery



Hinged Loft Door with Single Crossbuck



Sliding Loft Doors with Crossbucks



Hinged Loft Door with Wood Fill and Partial Crossbucks



Sliding Loft Door for Wood Fill Bottom with Crossbucks



Hinged Loft Door with Glass Top and Wood Fill Bottom with Crossbucks



"We are so thrilled with our stalls from Classic Equine! They are amazing, it's the first thing people talk about when they see the barn. The service was exceptional. Jim helped with everything from the ordering, delivery, install and great follow up service. Truly great professional and courteous service. I cannot say enough! Thank you!!"

- Renee Gaudet

Testimonial

EXTERIOR BARN COMPONENTS

Dutch Doors

Component Features

Classic Equine Equipment manufactures one of the most solid and dependable Dutch Doors in the industry. Available for standard 48" x 88" or 48" x 96" openings or we can make any size to fit your application. Our Dutch Doors are solid welded and come pre-hung for easy installation. All doors are ready to accept standard lumber or 1" imported hardwood (sold separately).




Fully Formed •
Door Jamb



Adjustable Stainless •
Steel Hinge



• Stainless Steel Interior
Compartment Latch



• Heavy Duty Handle

Hinged Dutch Door



A Barn is shown with hinged dutch doors with crossbucks and metal inserts.

B Barn is shown with sliding glass top barn end doors, crossbuck bottoms for horizontal wood fill. Also featured are dutch doors and hinged windows with crossbucks inside and out and horizontal wood fill.

- Our Dutch Door jamb is unique. It is fully formed for durability and weatherability.
- Jambs are made from 10ga. pre-galvanized material.
- No other company can offer our safe and weather-proof latching systems. Our doors can be opened from the inside or outside.
- Single hinged doors also available for use as entry doors.
- Can be made to accept standard handles and lock sets.

EXTERIOR BARN COMPONENTS

Dutch Doors

Idea Gallery



A Dutch Door with Horizontal/Vertical Wood Fill



B Dutch Door with Steel Insert and Quad Glass Top



C Dutch Door with Crossbuck and Horizontal Wood Fill



D Dutch Door with Bolt On Yoke



E Dutch Door with Crossbucks, Metal Inserts and Interior Wood Fill



F Dutch Door with Glass Top, integrated Glass Guard and Horizontal/Vertical Wood Fill Bottom



"When building our highly customized horse research facility Classic Equine Equipment was the obvious choice because of craftsmanship, quality, and service."

- Mike Jerina, Horse Research
Department Manager,
Purina Animal Nutrition

EXTERIOR BARN COMPONENTS

Paddock Doors Idea Gallery

Our sliding paddock doors can be used for a variety of applications. Use on the exterior of the barn in place of Dutch doors or inside as a tack or feed room door. The track and trolley system is our standard high quality track and roller sets. Available in any size with multiple configurations.



A Sliding Tack Room Door with crossbucks and HDPE Fill (see page 27)



B Grill Sliding Paddock Door with Horizontal Wood Fill



C Full Wood Sliding Feed Room Door



D Horizontal/Vertical Wood Fill Door



E Exterior Sliding Paddock Doors with Crossbucks and Metal Inserts



F Full Wood Sliding Tack Room Door with Crossbucks

Interior Stall Screens



G Grilled Stall Screen with Yoke Opening and Shavings Guard



H Full Mesh Stall Screen and Chew Guard



I Mesh Stall Screen with Yoke Opening and Metal Shavings Guard

Classic Equine Equipment's Window Grills are available in 3 standard designs. The fixed grill works well to protect vinyl windows from an inquisitive horse. Hinged grills offer flexibility and easy access for glass cleaning. Our yoked grills are often paired with shutters to decrease an opening while still allowing the horse to put their heads outside the stall.


EXTERIOR BARN COMPONENTS

Window Grills

Component Features



Fixed Window Grill



Hinged Window Grill



Standard Low Yoke Window Grill



Standard Tall Yoke Window Grill



"Approximately 1 year ago we completed the construction of a 6 stall horse barn on our ranch near Santa Margarita, CA which is located on the central coast of California. We obtained the main barn doors, the hay loft doors, the Dutch doors for the "walk-outs" for the stalls and stalls themselves from Classic Equine. The design of these components was extraordinary and the construction was very well done. I was very pleased with the service and guidance we received from Jim Johnson, the salesperson we worked with from Classic Equine. I would highly recommend the services and products of Classic Equine for anyone who is either building a new barn or whose is interested in up-grading an existing facility."

- John McPherson

Testimonial

800 444-7430

Hinged Windows

Idea Gallery

Our Hinged Windows are designed and manufactured with the same exacting standards as our Dutch Doors. They utilize the identical frame materials, hinges and latches as seen on page 40. Windows can be made for wood or glass fill, and have multiple options for protective grills. We offer Lexan - a UV protected, shatterproof polycarbonate as an alternative to glass. Note: glass and/or wood not included.



Hinged Window with Grill Guard



Hinged Window with Fixed Grill




Hinged Wood Fill Window with Fixed Grill



Hinged Wood Fill Window



Hinged Window with HDPE Fill



Hinged Window with integrated Grill Guard. Note the yoke which is a part of the window frame.

Shutters are a Classic way to put an extra finishing touch to the exterior of any barn. Available in multiple configurations, they utilize a decorative mounting bracket and stainless steel hinges. Often paired with shutters are our window yokes - see page 43.

EXTERIOR BARN COMPONENTS

Shutters

Idea Gallery



Vertical Wood Fill Shutters



Arched Shutters for Vertical Wood Fill



Wood Fill Shutters with Yoked Grill




Sliding Shutter with Steel Insert and Raised Crossbucks

Testimonial



BEFORE



AFTER

"I can't thank the folks at Classic Equine enough for the top quality products that were manufactured for Hidden Creek Stables. Completely gutting and renovating our entire facility was quite an undertaking, but with the help of Classic Equine Equipment, we were able to identify the components that resulted in the exact look we had hoped for. Everything was top quality, from the custom stalls to the bridal hooks. If I ever take on another project like this, Classic Equine Equipment will be my first phone call."

- Mark Edwards
Owner - Hidden Creek Stables,
Ormond Beach, Florida

Entrance Gates

Idea Gallery

Classic Equine Equipment designs and manufactures Custom Gates to fit all spaces and requirements. Whether your application is commercial or residential, we can produce the perfect gate. Our sales staff works closely with you to get the function and look that is right for you.



Custom Entrance Gate



Custom Panel Entrance Gate



Four Rail Entrance Gate



Arch Top Entrance Gate



Basic Entrance Gate

- All gates are made to your specifications.
- Material sizes from 2" to 8", pre-galvanized tubular steel or aluminum.
- Steel gate posts, heavy duty hinges and gate opener packages available.
- Pasture gates constructed from 2" or 4" material and are extremely durable.

EXTERIOR BARN COMPONENTS

Entrance Gates Idea Gallery




Aluminum Ranch Entrance Gate



Custom Entrance Gate



Custom Entrance Gate



Custom Entrance Gate

Pasture Gates



Mesh Pasture Gate



Pasture Gate



Three Rail Gate




Five Rail Gate

FLOORING SYSTEMS

Individual Pavers

Component Features

Classic Equine Equipment offers Tru-Step® Pavers for a safe, nonslip surface in everything from horse stalls, aisles and breezeways to patios and driveways. They are chemical, abrasion and weather resistant and will not shrink, warp or crack. Tru-Step® Pavers provide a safe surface that minimizes risk of injury to horses, riders and groomers.



Benefits of Tru-Step® Pavers

- Outstanding performance and improved longevity
- Excellent shock absorption and increased protection
- Exceptional durability with comfort and resilience
- Ensures safe footing in both wet and dry environments
- Easy to install and maintain
- Interlocking to insure stability
- Unaffected by freeze and thaw
- Controls bacteria and dust
- Low cost and environmentally-friendly
- UV resistant

We carry the best pavers in the industry. Made from shredded rubber and UV protected adhesives, our pavers will stand-up to years of use. Avoid inexpensive pavers as they are prone to crumbling and cracking. Lesser quality pavers are not as densely compressed and will often fade. Be sure that you select pavers which utilize a UV stabilizer.

FLOORING SYSTEMS

Individual Pavers

Component Features



Now available in 3/4" thick perfect over existing concrete floors, or our standard 1.5" thick paver.

Why Tru-Step® Pavers?

Tru-Step® Pavers are durable enough to drive tractors and cars over them. They are particularly useful in wash bays or other wet areas due to excellent self drainage and slip resistance. Ideal for replacing dirty, dusty, slick or hard surfacing. Extremely durable and resilient, as well as sound-absorbing which produces a quieter environment. Easy to install and maintain, these interlocking pavers can be used indoors or outdoors, as either temporary or permanent flooring. Chemical, abrasion and weather resistant, these pavers will not shrink, warp or crack. Coverage is calculated at 3.24 pavers per square foot plus 2% overage for partial cuts.

Tru-Step® Pavers are UV resistant and will withstand freezing and thawing conditions. Maintenance is easy. Use a broom, leaf blower, pressure washer or vacuum. Pavers can be laid on various surfaces such as concrete, asphalt and compacted stone dust.



**10' x 36'
Aisleway
Approx.
1,190
pavers**

Thin Tile
Dimensions
7¾" x 6¼" x ¾"

Thick Tile
Dimensions
7¾" x 6¼" x 1½"

FLOORING SYSTEMS

Stall Mattresses

Component Features

The StableComfort™ system is designed to be a horse friendly surface. The resilient yet forgiving surface closely mimics natural pasture. Horses stabled on this mattress system are more likely to lie-down. Hock sores in recumbent horses are greatly reduced. The one piece top cover makes stall cleaning a breeze.



StableComfort™ is a wall-to-wall waterproof stall mattress system. Not only is it ergonomic, efficient and economical, but it is also environmentally-friendly. StableComfort™ reproduces the characteristics of natural pasture, providing a comfortable surface for your horse to rest on. This wall-to-wall water-proof stall flooring system allows horses the confidence to walk, rise and lay down without fear of slipping.

The StableComfort™ stall mat system is comprised of two components:

A multi-celled mattress filled with uniform sized rubber crumbs. These rubber crumbs provide the mattress with a very high level of horse comfort and shock absorbency.

The top cover. This top cover is made of an industrial-strength geotextile and impregnated with a vulcanized rubber compound that not only adds to its indestructible durability, but makes it a non-draining, water proof stall mat system.

Installation begins by placing the 4' x 6' crumb-filled mattress in the stall. Extra crumb is placed on top of the mattresses to fill any gaps. The one-piece top cover is fastened to the stall walls using plastic fastening strips and screws. This ensures that no bedding or waste gets underneath the stall mat system.

Due to the amount of comfort provided by the mattress system, shavings need only be used for absorption of urine. Muck-out time is greatly reduced and coupled with the savings in bedding costs, this product will actually pay for itself.



StableComfort components



Cross section of installed product




Finished product - note the padded walls which are also available

Tired of hauling stall mats out to clean-up the mess underneath? Loktuff™ interlocking mats provide a perfect solution. Backed by a 12-year wear warranty, they are guaranteed never to buckle or curl. They lock together - preventing bedding from getting lodged beneath. Available in ¾" thickness for stalls, they are also available in ½" thickness with a color speck for use in barn aisles.

FLOORING SYSTEMS

Interlocking Mats

Component Features



Loktuff™ Matting

These interlocking stall mats are guaranteed not to curl or buckle. Made from vulcanized rubber, they will not change shape under pressure. Waterjet cut edges ensure a tight fit every time. Custom sizes and configurations available.

Features

- Provides more horse comfort
- Reduces bedding cost
- Reduces horse injuries
- Textured surface provides traction
- Totally non-absorbent
- Insulates against cold and damp
- Flat bottom finish (no grooves to promote bacteria growth)



10' x 12' Stall



12' x 12' Stall

Note that mats for a 12' x 12' stall measure 11' 10" x 11' 10" and are designed for 1" tolerance against all 4 walls.

BARN COMPONENTS

Flooring Systems

Stable-ity Grids

Finally, a permanent solution for mud management. Say goodbye to endless loads of gravel swallowed up by the earth. Bid farewell to leading horses to the barn with one boot. The Stable-ity grid system interlocks and is placed over a level base of rock, then backfilled with fines (coarse or angular sand, bluestone, etc.). Road cloth may also be used for the ultimate in mud prevention.



Before/After



Keeps areas around water troughs level and mud free

Use them any place you want to keep level and mud free:

- Paddock entrances
- Sacrifice turnouts
- Around water troughs
- Run in sheds
- Stalls
- Barn aisles
- In place of French drains



Can be used in stalls to prevent digging



Before/After



Use at paddock entrances to prevent mud and rutting during wet seasons

- Each grid measures approximately 24" x 24" x 1"
- Maintenance free
- Able to withstand heavy loads
- Will not shift or uproot
- Eliminates filling and leveling of dirt and stone dust surfaces
- Insures a permanently level stall
- Provides excellent drainage
- Helps control odors
- Eliminates digging in stalls



Individual Grid

Our new line of barn lights are sure to brighten up your stable. Made from precision spun aluminum and powder coated with the same process we use at Classic. Comes standard with white interior providing a minimum 85% reflectance. Turned in bottom bead is unique and adds strength while preventing the collection of dust and water. Standard incandescent lamp holders are heavy-duty porcelain with spring loaded center contact and lamp gripscrew shell.

BARN COMPONENTS

Custom Lighting

Features & Specifications

Step 1 - Select Shade

Standard - Max 300W



Shallow - Max 200W



Design the perfect barn light in four simple steps: Choose a shade, mounting style, globe and color. Other options available upon request.

Step 2 - Select Mounting Option

Ceiling Mounts

10' Cord




The most basic mounting option - includes 10' #18 3 conductor cord.

Stem



Select from 24", 36" or 48" stems. Canopy is self-aligning for mount on angled or level ceilings.


Wall Mount - Goosenecks



Step 3 - Select Globe



None, bulb only. NOT INCLUDED.



Clear Glass Jelly Jar with Aluminum Guard (can be painted to match shade)




Clear Lexan Jelly Jar; no guard required.

Step 4 - Select Color




Black




Dark Bronze



Gunmetal



Copper Powder



Rock Garden Green

Barns of Recognition

Classic Equine Equipment is grateful to be a part of some of the most prestigious facilities in North America. Shown below are a few projects in which we are proud to have supplied product. Contact us today to learn how we can customize a solution for all your needs.



Warm Springs Ranch. Booneville, MO
- This is the breeding facility for the world famous Budweiser Clydesdales. Classic Equine Equipment supplied stalls, windows, loft and barn end doors.

Stanford University. Stanford, CA - Classic Equine Equipment provided European style fronts and partitions for this 67 stall facility.



Folger's Estate Stables. Woodside, CA - 2010 extensive renovation using Classic's stalls and partitions inside and out.



Proper ventilation is one of the most important features of a barn. When natural ventilation needs a boost, Classic Equine Equipment has the answer. Both our high output basket fan and our ceiling fan are specifically for barn use. Inexpensive box fans are NOT designed for agricultural use - their motors are not sealed. This creates a fire hazard should they become dusty and overheat. Always check any electrical products to be sure they are meant for the rigors of a barn environment!

BARN COMPONENTS

Circulation Fans



High Output Deluxe Basket Fan

Our 20" Deluxe Basket Fan combines high output performance, low cost and energy efficiency to give you one of our best valued fan available on the market today. Features a high velocity air pattern with quiet operation. All fans include a heavy duty hot dip galvanized mounting bracket or an optional wall mounting bracket.

- Fan ships completely assembled
- Includes hot dip galvanized mounting bracket
- Corrosion resistant powder coated guards meet OSHA requirements
- Comes with an attached 10' cord with 3-prong plug pre-wired for 115 Volts
- Variable speed motor requires controller to adjust fan speed (recommended and sold separately).
- Totally enclosed, maintenance free, direct drive high efficiency motors have completely sealed ball bearings, UL and CUL certification, and are covered by a Full Two Year Warranty



Size	HP	Volt	Tested Amps	Hz	Spd	FPM*	Thrust (lbf)	Thrust Eff. Ratio**	kW	RPM	CCFM	CCFM per Watt	Blade	Cord
20"	1/3	115~	3.64/1.82	60	S/Var^	1,050	3.71	10.5	.353	1,686	5,080	14.4	3-Alum	10'

All units are DD (Direct Drive) and include the corresponding hot dip galvanized standard ceiling mount bracket with hardware. These units come pre-wired for 115 Volts (electrician may rewire for 230 Volts)
^ Variable speed fans require separate variable speed control to adjust fan speed.
* FPM (Feet Per Minute) - Velocity measured center line at a distance of 5 times the prop diameter.
**Thrust Efficiency Ratio is calculated by dividing the Thrust (lbf) by the kW.
Bold gold text is data certified by BESS Labs using AMCA Standard 230-07.

Indoor / Outdoor Ceiling Fan

Indoor / Outdoor ceiling fan provides a healthier, cooler environment for your horses all year long. 60" in diameter, it uses less energy than a 100 watt light bulb.

- Designed for high humidity and high moisture applications
- UL/CUL certified for outdoor and agricultural use
- Passed UL/CUL water spray test and corrosion test
- Completely sealed motor and housing
- 115 Volts, 16" grounded cord with 3-prong plug
- 10" down rod, high output curved steel blades
- Variable speed controller sold separately
- Corrosion resistant white powder coated finish
- Limited Lifetime Warranty



BARN COMPONENTS

Stable Accessories

Classic Equine Equipment offers a variety of accessories to customize and detail your barn. The components are superior quality and complement all of the stall systems produced by Classic Equine Equipment.



Corner Grain Feeder
9"H x 16"D



Water Bucket Holder



Stable Wall Organizer
6' x 2' - includes (1) four prong holder and (5) large tool hangers. Available powder coated in black or green. Includes mounting brackets.



Corner Manger kit. Consists of 2 rails with channel. You supply the wood for the desired height of hay feeder. Mounts at 45 degree angle.

Dump Cart

A unique design hauls up to 500 lbs. Large pneumatic tires - fits through standard doors and gates. Approx. 50"L x 27"W x 32"T. Available powder coated in black or green.



Automatic Horse Waterer

12"W x 16"D x 16"H
Easy to clean durable waterer. Maintains water level with completely enclosed diaphragm valve. Comes with fittings to mount on your stall wall. Optional heater available. Grey only.



Automatic Horse Waterer

16"W x 16"D x 14"H
Available in corner or wall mount configurations, this waterer is designed with your horses safety in mind. Large easy drain. No disassembly required. Optional water heater and heat tube available.



Hay Caddy

A strong two-wheeled cart perfect for transporting hay bales, bedding or feed. Folds for easy storage. Approx. dimensions (open) 31"W x 26" Deep x 59"T. Available in red, black or green.

Hitching Post with optional brass caps. Available as surface mount or inground in 61" and 91" lengths.



Classic Equine Equipment offers many ways to make your barn unique - and our hardware is no different. From finials to handles - we can find just the finishing touch for your barn.

BARN COMPONENTS Stable Hardware

European Series Stalls



Finial



Cap

Available in brass, polished aluminum or painted.

Legend Series Stalls



Finial



Cap - brass only

Available in brass, polished aluminum or painted.

Barn Door Hardware



Chew Guard



Angle Connectors

Alternative Latches



Brass Pin Latch
- for use on
sliding doors



Swivel Brass Hook Latch
- replaces standard
door/window
holdbacks, center door
latches or as an exterior
closure of sliding doors

Alternative Holdback



Magnetic Holdback
- replaces standard
holdbacks, safely
keeps swinging stall
doors open

Barn Door Hardware Upgrades



Bronze Pull



Inset Bronze Pull

Tack storage is always a challenge in any barn. Classic Equine Equipment has developed some unique solutions. Featured below (from left to right) is our rotating tack wall and our tack room lockers. Contact us to see how we can customize one to fit your barn.

BARN COMPONENTS Tack Storage



Rotating Tack Wall



Tack Lockers

BARN COMPONENTS

Tack Solutions

Creating a stylish barn is difficult enough, but finding the perfect tack accessories can be downright impossible. Classic Equine Equipment offers some unique solutions for keeping your barn organized.



Dress up your tack room with these elegant brass saddle and bridle holders.



Corner Tack Locker mounts in back of stall. Perfect for boarding facilities where individual lockers in your tack room are not an option.



Euro Bridle Holder. Steel construction with finish cap. Caps available in solid brass, brushed aluminum or painted aluminum.



Standard Bridle Hook - Use on stall fronts, tack rooms or anywhere you need to hang stuff! Also available with 8" legs for use as a hose holder.



Blanket Bar
Standard Length 52"

Stout Blanket Bar
Standard Length 38"



Swinging Blanket Rack - Holds up to 5 blankets. Available painted or galvanized.

Organize your tack, your way - the Ultimate Tack System is the answer to all your tack storage needs. Made of heavy duty 3/8" steel, the Ultimate Tack System can handle all types of tack from the lightest English saddles to the heaviest Western rigs. Mix and match baskets and racks to fit your needs. Available in any of our standard powder coated colors.

BARN COMPONENTS

Ultimate Tack System



Rotating Tack Wall featuring the Ultimate Tack System



Ultimate Saddle Pad Rack



Ultimate Large Basket 18" x 13" x 8"



Ultimate Tack Rack System

The Ultimate Tack System is the ultimate answer to all your tack storage needs. Each individual component easily transfers from the Ultimate Frame to the Ultimate Cart. The Ultimate Baskets hang over any 2" rail. Made of heavy duty 3/8" steel, the Ultimate Tack System can handle all types of tack from the lightest English saddles to the heaviest Western rigs. Best of all, the Ultimate Tack System allows you to order any combination of components, so you can organize your tack, your way.



Ultimate Frame
17.5" wide x 56.25" tall



Ultimate Saddle Rack

BARN COMPONENTS

Wash Bay & Grooming Stalls

Classic Equine Equipment offers Wash Bay and Grooming Stall systems. From simple tie posts to complete wash bays for multiple horses, we can design a solution for you. A grooming stall provides a comfortable, safe environment for the horse and the handler. With all the equipment necessary to groom or wash your horse, the process is accomplished quickly and safely. Let us custom design a wash bay to fit your needs.



Grooming Stalls




Grooming Stalls & Wash




Wash Bay with Tie Columns



Wash Bay with Tie Columns



Standing/Tie Stalls



Tie Post



Grooming Stall

Wash bay accessories can be notoriously hard to find. We have scoured the offerings to be able to provide you with the safest, most reliable and high quality products available. Can't find something? Ask our staff to help locate or manufacture your items.

BARN COMPONENTS

Wash Bay Accessories

Wash Bay Heaters




The electric infrared heaters represent the evolution of engineered short wave heating technology. Alpha Series Heaters produce short wave length infrared that convert 92% of consumed energy to instant, controllable, directional heat. This heating technology is not affected by wind or draft as it warms people, objects and things and not the air. The modular design of the Solaira Alpha Series allows specifying engineers to adjust and direct specified heating loads based on area requirements. The Alpha Series modern, sleek design has clean un-intrusive lines and an aluminum housing. Alpha Series Heaters are engineered to meet P24 standard for water spray so they can be installed in both wet (outdoor) or dry conditions (indoor or outdoor).

- Weight: H1 - 7.5 lb, H2 - 12.3 lb, H3 - 17.6 lb
- Certification: cCSAus (UL2021), CE approved
- 120 Volt: Power cord length: 15 feet. plug included (direct wired heater) Terminal box is included (Note that the 120 Volt is only available in a one emitter version and requires a 15 A breaker)
- 240 Volt: Power cord length: 6 feet. plug NOT included (direct wired heater) Terminal box is included

Wash Bay Lighting


Add efficiency, safety and security while saving money on your energy bills with our T5 fluorescent lighting. The fixtures are completely waterproof and pressure washable up to 2000 psi for easy cleaning. The energy saving bulbs have 20,000 hours of lamp life and are housed in a quality, rust resistant fixture with a 5 year warranty. The instant start and restart means you're never left in the dark. Available in 4' (2 tubes) or 8' (4 tubes) lengths.



Wash Bay Components

Button Mats

These button style mats make for excellent traction in your wash stall. At ½" thick they will withstand years of use. Like our standard stall mats, these interlock to prevent movement. As the mats are completely nonabsorbent, they will not harbor or promote bacterial growth. 12 year warranty against wear and lifetime warranty against rolling, buckling and curling.



Over-the-Top Washer

Wash unit keeps the hose above the animal's head and off the floor. It is designed with safety and organization in mind. Powder coated tubular steel frame is easy to install and will mount inside or out on a wall or post where a water supply is present. The hose holder keeps the hose above the horse's head, making it easy to move quietly and quickly.

Barns of Recognition

RCG Farm

Classic Equine Equipment is grateful to be a part of some of the most prestigious facilities in North America. Contact us today to learn how we can customize a solution for all your needs.



"We, as architects, were very impressed with the ease of communication and knowledge that Classic Equine had of each product, from the sales office all the way to the president of the company. Furthermore, they met all of the deadlines on this aggressively scheduled project and provided beautifully crafted products."

- Peter Paulos, AIA
P/H Architects LLC
Newtown, CT

Wild Turkey Farm spans 255 acres in the lush and beautiful Willamette Valley, in northwestern Oregon. Built by Buckingham Resources of Oregon City, our property includes the retirement farm on the 40 acres that flank the Willamette River to the south, and the training and breeding farm on the 180 acres to the north. We welcome visitors to meet our stallions, mares and offspring in their beautiful home in the Pacific Northwest.

Barns of Recognition Wild Turkey Farm



Wild Turkey Farm, Wilsonville, Oregon
Builder: Buckingham Resources Ltd.

"Wild Turkey Farm has been extremely happy with our Classic Equine Stalls and products. Our orders were delivered when promised, Classic Equine stands behind their product and if there is a problem they are quick to work with you to achieve a resolution."

- Barbara Ellison
Wild Turkey Farm

EXERCISE EQUIPMENT

Ultraciser Exercisers

Classic Equine Equipment offers the Ultraciser[®], a free run automated equine exerciser. This unit allows for one person to exercise up to six horses at a time. Create your own custom routines to match your horse's age, condition and fitness goals. Watch your horses gain and maintain top conditioning and optimum health.



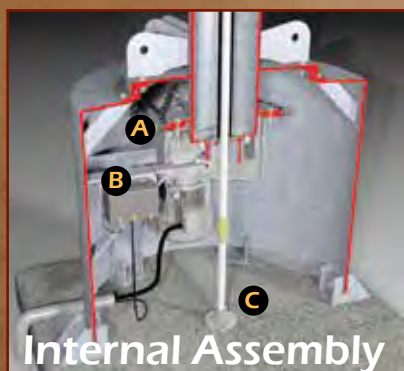
A 8½" diameter steel tower, made from ½" steel pipe. Brackets are fully welded into place and slotted for easy assembly.



B Welded yoke design provides superior strength and allows for easy installation. 2"x3" and 2"x4" structural steel tube is used for all crossmembers.



C Fully welded 36" base is made from ¾" steel pipe. The 26" turntable style German bearing rests between the tower and base.



Internal Assembly

A Powertrain driven by a heavy duty A80 chain drive. Powered by a 2 horsepower inline gear 220 volt motor.

B Standard 110 volt energizer for electrifying gates.

C Integrated waterline for sprinkler system. (optional)



Specifications

- Overall Diameter: 45' - 70'
- Horses: 4 - 6
- Height: 9'-2" (2.75 meters)
- Base Diameter: 3'-8" (.91 meters)
- Motor Voltage: 220 volt, single phase
- Motor Output: 2 horsepower
- Speed: Up to 20 m.p.h.
- Bearing: 2.8 ton axle load
- Warranty: Steel structure - 10 years, Drive system - 3 years (5 years extended), Control box electrical components - 2 years limited

Exercise is critical to your horse's physical development and good health. A regular, structured exercise routine encourages the proper development of bones, tendons and ligaments, increases stamina and heart function, and gives horses an outlet for their energy, particularly if they spend long hours in their stalls.

EXERCISE EQUIPMENT

Ultraciser Exercisers



Why Choose An Ultraciser® Exerciser?

At Classic, we have always been proud to be the leading manufacturer of quality stall systems. We have applied the same attention to detail to make the Ultraciser® your premier choice in free run exercisers. Each unit is custom made to your specifications, from 4 - 6 horses and 40' to 70' diameter. Some of the many upgrades over our competitors include:

- Elegant design for safety, strength, durability and ease of installation
- Most rigid base and tower assembly in the industry
- Fully enclosed electrical components
- Maintenance-free hot dip galvanized steel structure (Powder coating optional)
- Best warranty in the industry
- Touchscreen control panel (optional)
- Integrated watering system (optional)



Manual Controller

Optional Programmable Touch Panel Controls
User may program up to 15 different routines, each routine allows for 12 different steps, each step has a speed and a direction. Controller includes a manual override emergency shutoff.



EXERCISE & TRAINING

Arenas & Round Pens

Classic Equine Equipment offers a number of different modular panel options. These can be used to create round pens, arenas or even turnout areas. We use the same high-quality, heavy-duty materials and manufacturing methods on our panels as we do on any of our other stable components. Available in an infinite number of dimensions - each panel set is constructed just for you!



A round pen or arena may be one of the best investments you ever make for your horses. It can serve as a useful training space, a safe place to turn out young horses and provides a smaller space to work a horse from the ground as well as in the saddle. Classic Equine can create a round pen or arena to fit your needs and requirements.

Sizes for Round Pens:

The most common round pen size is 60 feet in diameter, but yours could be anywhere from 40 to 120 feet in diameter.

Sizes for Arenas:

Arena sizes depend on what you need them for and can run from standard size; 100 X 200 feet, to driving arena size; 130 X 330 feet, to competition jumping size; 660 X 660 feet.



Classic Equine Equipment is dedicated to provide the best customer service and support for all of the products we offer. The commitment to quality has made Classic Equine one of the top manufacturers of stall and barn equipment, not only in the United States but in the world.

CLASSIC EQUINE EQUIPMENT

Order Information

**To speak with a sale representative,
call toll free: 800 444-7430**
Monday - Friday, 7:00 a.m.- 6:00 p.m. CST
or via email: sales@classic-equine.com

Payment Options

Visa, MasterCard, Discover, American Express, Electronic Bank Transfers, Checks and Money Orders.

Shipping Information

General: We ship your order using the most economical and efficient method. All orders are shipped FOB place of shipment. Shipping rates are calculated by weight and size per package and added to your order. Shipments generally two to four weeks out are subject to longer lead times based on availability. Please contact Classic Equine customer service for rates and questions.

Standard Ground Shipments: Most orders under 150 pounds are shipped by UPS or FedEx Express. UPS and FedEx cannot deliver to P.O. Box numbers, please provide a complete street address for prompt delivery.

Truck Freight Shipments: Freight customers or a designated individual by the customer must be present to accept the order and off load it. Smaller orders can be unloaded by hand; carriers provide a lift gate in some cases. Large orders may require a forklift (at customer expense) available through a local rental company. Your delivery appointment will be scheduled with the carrier in advance.

Sales Tax

Deliveries to Missouri, Florida, and California are subject to applicable sales tax. International deliveries do not include any applicable duty, value-added taxes (VAT), or import consumption taxes, which are the responsibility of the customer.

Damages & Shortages

Please inspect shipment upon receipt of your order. Note any changes, shortages, overages, or damage on the bill of lading. Contact us immediately to file a claim. For further assistance, contact Classic Equine Equipment customer service at 800 444-7430. Photos are required for damaged shipment claims. Failure to report and/or note discrepancies or damages on the bill at time of delivery may prevent filing of your claim. All claims must be made within 24 hours of delivery.

Content

Classic Equine Equipment reserves the right to correct any errors, inaccuracies or omissions and to change or update information at anytime without prior notice (including after you have submitted your order). Please note that such errors, inaccuracies or omissions may relate to product description, pricing and availability. Photo may vary. We apologize for any inconvenience.

Warranties

Classic Equine Equipment has a 3 year limited warranty on our manufactured items. The product is warranted to be free from defects in material which result in structural failure for 3 years from the date of delivery. Note that finish and paint are excluded. When applicable, products not manufactured by Classic Equine Equipment are warranted by the manufacturer. Neither Classic Equine Equipment nor the manufacturer may be held responsible for customer misuse of merchandise. Please contact us with questions.

Returns

Classic Equine Equipment cannot accept returns on manufactured product - as each piece we make is customer specific. If the product is a non-manufactured item, returns may be possible but not guaranteed. Note that returns will be subject to a restocking fee (will vary up to 25%) and return shipping will be the responsibility of the purchaser. Any item returned must be in new condition, original packaging and in sellable condition.

Customer Service

Classic Equine Equipment
100 Wulfert Drive
Fredericktown, MO 63645

Call us at 800 444-7430

Fax us at 573-783-4747

Email us at sales@classic-equine.com



Function. Security. Luxury.

All in perfect harmony.



Horse Stall Systems • Exercisers • Gates • Arenas • Flooring
www.Classic-Equine.com 800 444-7430