


UL Type A T5. dimmable.

THE BCTUBE T5 IS OUR LATEST GENERATION OF LED TUBE. THE PERFECT FLUORESCENT BALLAST COMPATIBLE LED TUBE SOLUTION: LOW COST, HIGH EFFICACY, BEAUTIFUL ILLUMINATION AND COMPATIBLE WITH VIRTUALLY EVERY ELECTRONIC T5 FLUORESCENT BALLAST, INCLUDING DIMMABLE BALLASTS AND EMERGENCY BATTERY BALLASTS.



HIGH PERFORMANCE LENS MATERIAL

Manufactured from diffused polycarbonate. High transmission rate, uniform illumination and rigid without the breakage issues of an all glass tube.

PLUG & PLAY INSTALLATION

- UL Type A: plug & play compatible with almost all fluorescent ballasts (see ballast compatibility guide for more details).
- Compatible with FL ballasts that are 120-277VAC and 347-480VAC.
- Self adjusts to either T5HE or T5HO ballast.

DIMMING & EMG BALLAST COMPATIBLE

Intelligent circuit design allows this tube to be compatible with almost all T5HO FL dimming ballasts (both line voltage + low voltage types) as well as FL emergency battery ballasts including older models (see ballast compatibility guide for details). 4ft not dimmable on T5HE ballasts.



147LPW EFFICACY

Improved driver design, higher efficiency LED chips and high performance lens.

180° BEAM ANGLE

Perfect for either direct or direct/indirect applications.

AVAILABLE IN 2FT, 3FT, 4FT

Available in multiple CCTs.

SUITABLE FOR DRY & DAMP LOCATIONS

UL CLASSIFIED RETROFIT KIT LISTED AND DLC QPL LISTED

(See ordering guide for DLC QPL part numbers)

5 YEAR STANDARD WARRANTY, L70 >100,000HRS

PLEASE NOTE: When installing an LED tube with an existing or new fluorescent ballast, always confirm that: (1) the ballast is compatible with the LED tube by checking the ballast compatibility guide (2) the lamp holders utilized and the wiring diagram are correct for that specific fluorescent ballast, by checking the fluorescent ballast installation guide (for example, DO NOT use non-shunted sockets on instant-start ballasts (3) the lamp holders are in good working condition and are making contact with all of the LED tube pins (for example, DO NOT install an LED tube in a loose lamp holder where there is a visible air gap between the end of the LED tube and the lamp holder) so that there is no risk of arcing.

12.08.17 Information is subject to change without notice.

BCTUBE T5 FORMERLY TOTALTUBE T5 | UL TYPE A BALLAST COMPATIBLE & DIMMABLE

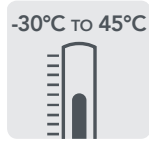
- PRO
- BASE
- SUPPLY
- CUSTOM



INSTALL METHOD



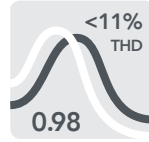
EFFICACY



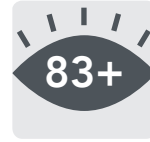
OPERATING TEMP



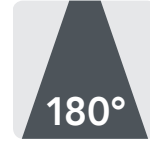
LENS



PWR FACTOR/THD



CRI



BEAM ANGLE



RATED LIFE



SIMPLE PLUG & PLAY INSTALLATION (UL TYPE A)

DIMMING & EM FL BALLAST COMPATIBLE

180° BEAM ANGLE

AVAILABLE IN 2FT, 3FT AND 4FT LENGTHS

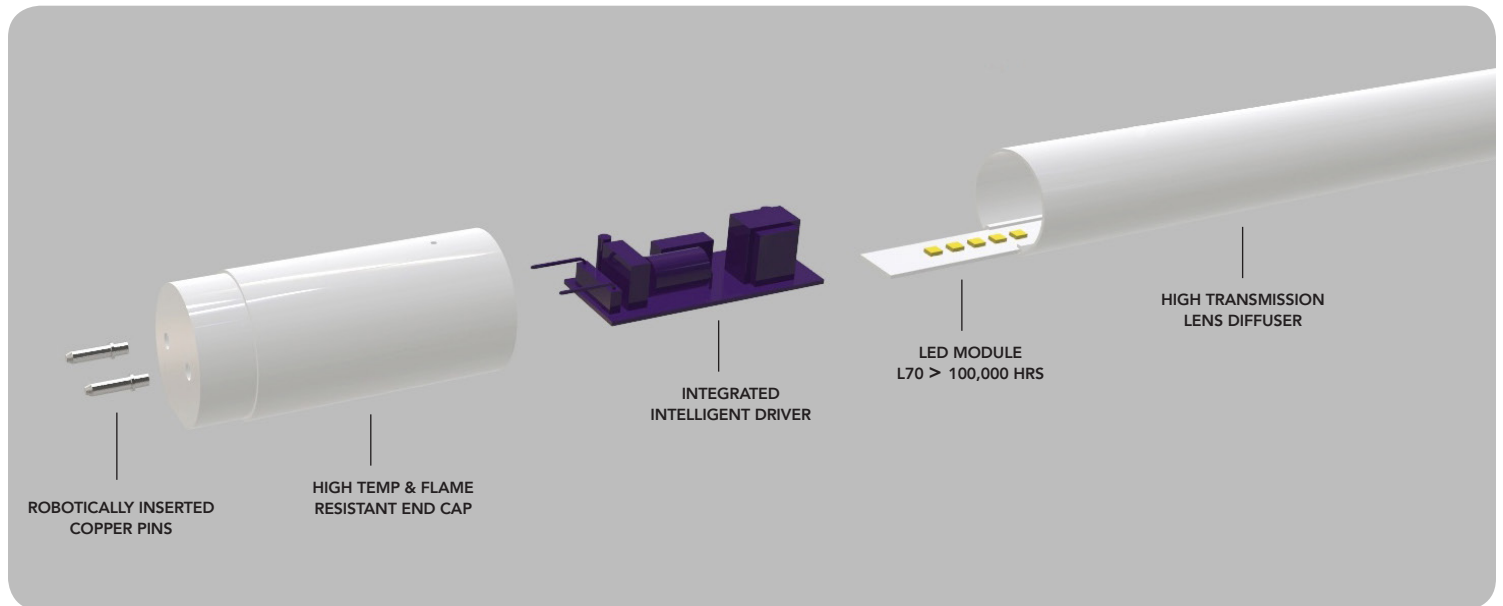
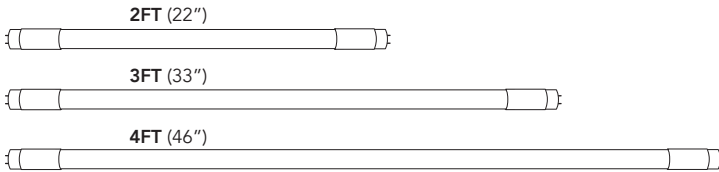
SUITABLE FOR DRY & DAMP LOCATIONS

UL CLASSIFIED RETROFIT KIT LISTED AND DLC QPL LISTED

5 YEAR STANDARD WARRANTY, L70 >100,000HRS

HIGH PERFORMANCE LENS MATERIAL

147LPW EFFICACY DUE TO IMPROVED DRIVER DESIGN, HIGHER EFFICIENCY LED CHIPS AND HIGH PERFORMANCE LENS.



12.08.17 Information is subject to change without notice.

RemPhos • 877.997.3674 • www.remphos.com
30 Log Bridge Road • Building 200 • Middleton, MA 01949 • USA

RemPhos
lighting on target

BCTUBE T5 FORMERLY TOTALTUBE T5 | UL TYPE A BALLAST COMPATIBLE & DIMMABLE

-  PRO
-  BASE
-  SUPPLY
-  CUSTOM

PART NUMBER BUILDER

MFR	FAMILY	PRODUCT	GEN	SIZE	COLOR	VERSION
RPT	B	BCTUBE-T5	G1			A

2FT	830=3000K/85CRI
3FT	835=3500K/85CRI
4FT	840=4000K/85CRI
	850=5000K/85CRI

ORDERING EXAMPLE

RPT-B-BCTUBE-T5-G1-2FT-830-A

ORDERING GUIDE

CASE QTY	ENERGY STAR	DLC	PART #	WATTAGE (W) (BARE LAMP ONLY VALUES) HE BALLAST/HO BALLAST	VOLTAGE RANGE (VAC)	WARRANTY (YRS)	TRADITIONAL EQUIVALENT
50			RPT-B-BCTUBE-T5-G1-2FT-8XX-A (RPT-TOTALTUBE-T5-22IN-XXXXXK)	6/11	Ballast only	5	24W FL
50			RPT-B-BCTUBE-T5-G1-3FT-8XX-A (RPT-TOTALTUBE-T5-33IN-XXXXXK)	7/14	Ballast only	5	39W FL
50		•	RPT-B-BCTUBE-T5-G1-4FT-8XX-A (RPT-TOTALTUBE-T5-46IN-XXXXXK)	10/28	Ballast only	5	28/54W FL

● DLC STANDARD ▲ DLC PREMIUM (FORMER PART #5 IN GREY)

SYSTEM POWER AND LUMINOUS FLUX INFORMATION (WITH A BALLAST)

	AVERAGE SYSTEM POWER (W)		AVERAGE LAMP FLUX (LM)	
	HE BALLAST	HO BALLAST	HE BALLAST	HE BALLAST
RPT-B-BCTUBE-T5-2FT-8XX-A (RPT-TOTALTUBE-T5-22IN-XXXXXK)	7.9	14.8	1000	1850
RPT-B-BCTUBE-T5-3FT-8XX-A (RPT-TOTALTUBE-T5-33IN-XXXXXK)	9.6	18	1200	2250
RPT-B-BCTUBE-T5-4FT-8XX-A (RPT-TOTALTUBE-T5-46IN-XXXXXK)	12	32.8	1500	4125

(FORMER PART #5 IN GREY)

NOTE The average system power is calculated by measuring the average system wattage for a single LED tube including the ballast. Average system power was measured at 120V and 277V with multiple ballasts from Philips, Osram, GE, Keystone, Sunpark, Howard.

DIMMING AND EMERGENCY OPERATION GUIDE

UL TYPE A

DIMMABILITY YES (T5HO ballast only)

EMERGENCY OPERATION YES (see ballast compatibility guide)

* PLEASE REFERENCE "BCTUBE T5 BALLAST COMPATIBILITY GUIDE" FOR IMPORTANT INFORMATION, PRIOR TO INSTALLATION.

12.08.17 Information is subject to change without notice.

RemPhos • 877.997.3674 • www.remphos.com
30 Log Bridge Road • Building 200 • Middleton, MA 01949 • USA

RemPhos
lighting on target