

RELIABILITY™

Provin

Contents of O-Ring Kit KT-DF-656

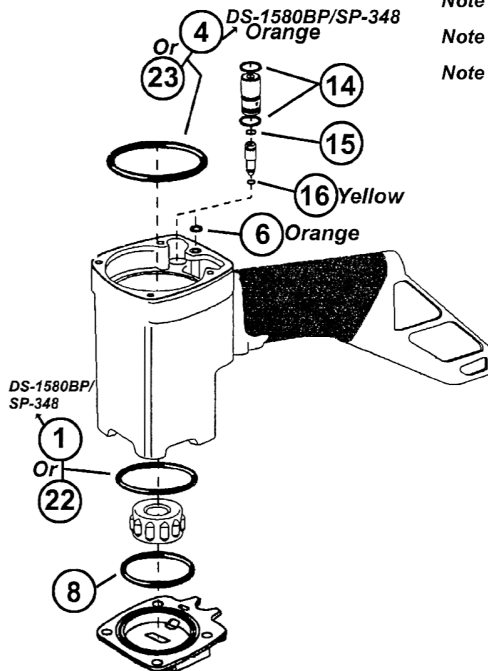
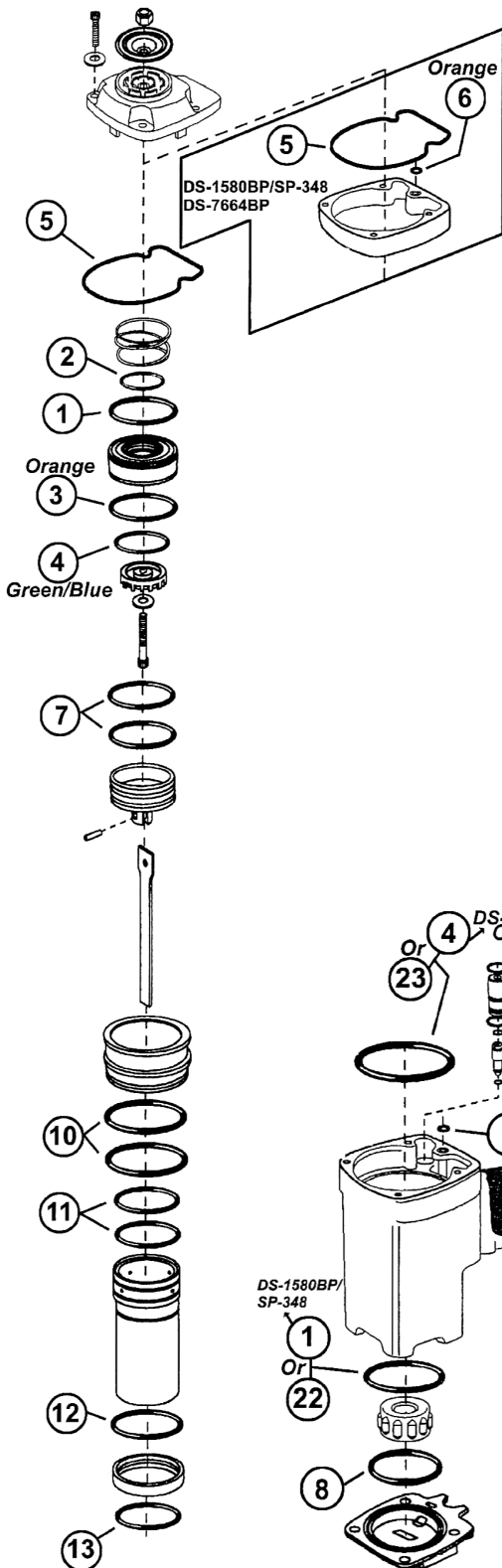
Key Number	Quantity	Performance Provin, Inc.			Equivalent Duo-Fast® Part Number	
		Part Number	Color Code			
1	2	OR-PP-394		Note 5	DS-100-1	OR-135-70L
2	1	OR-PP-362			DS-100-2	OR-119-70L
3	1	OR-PP-776B	Orange		DS-100-9	OR-326-90N
4	1	OR-PP-180B	Green / Blue		DS-100-4	OR-028-90N
5	2	OR-PP-874		Note 2	DS-100-3	
6	2	OR-PP-144A	Orange	Note 2	JA-100-7	OR-010-60N
7	2	OR-PP-382			CA-100-3	OR-129-70L
8	1	OR-PP-388			CA-100-9	OR-132-70N
9	1	OR-PP-406		Note 4	DS-100-7	OR-141-70L
10	2	OR-PP-402			CA-100-2	OR-139-70L
11	2	OR-PP-390			MS-100-10	OR-133-70L
12	1	OR-PP-574			CN-100-6	OR-225-70N
13	1	OR-PP-182			DS-100-5	OR-029-70N
14	3	OR-PP-150			AA-700-5	OR-013-70N
15	1	OR-PP-144			MS-100-3	OR-010-70L
16	3	OR-PP-134	Yellow		KN-100-1	OR-005-70L
17	2	OR-PP-156			AA-50	OR-016-70L
18	1	OR-PP-144B	White		AA-29	OR-010-85N
19	2	OR-PP-132	Red		AA-227	OR-004-70L
20	1	OR-PP-148			CA-100-5	OR-012-70L
21	1	OR-PP-146B	Yellow		AA-143	OR-011-90N
22	1	OR-PP-396		Note 3	OR-136-70L	
23	1	OR-PP-408		Note 3	CN-100-2	OR-142-70L

Note 2: Quantity one used on DS-7648B and DS-7656B tools.
Quantity two used on DS-1580BP/SP-348 and DS-7664BP tools.

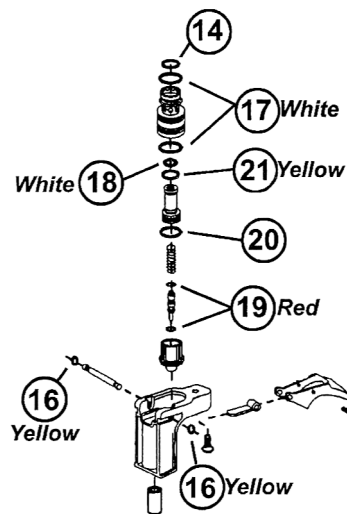
Note 3: Not used on DS-1580BP/SP-348.

Note 4: Only used on DS-1580BP/SP-348.

Note 5: Only one used on DS-7648B, DS-7656B and DS-7664BP tools.



Trigger Valve



*Generously grease all O-rings at time of assembly

Note: Read and understand the safety information printed on the reverse side before repairing any tools.
Nota: Lea y comprende la información de seguridad impresa al reverso antes de reparar cualquier herramienta.

6/13/2005

Exploded View and O-ring List for DUO-FAST
DS-1580BP/SP-348, DS-7648B, DS-7656B & DS-7664BP

VL-DF-10

CAUTION**CAUTION****CAUTION**

ALWAYS WEAR SAFETY GLASSES WITH SIDE SHIELDS WHEN USING PNEUMATICALLY OPERATED FASTENER DRIVING TOOLS

NEVER POINT THE TOOL AT YOURSELF OR ANYONE ELSE

NEVER BYPASS OR REMOVE ANY SAFETY DEVICE

ALWAYS FOLLOW THE ORIGINAL MANUFACTURE'S SAFETY AND SERVICE INSTRUCTION

NEVER ATTEMPT TO SERVICE OR REPAIR A PNEUMATICALLY OPERATED TOOL WITH THE COMPRESSES AIR LINE CONNECTED TO THE TOOL

NEVER LEAVE A PNEUMATICALLY OPERATED TOOL UNATTENDED WITH THE COMPRESSES AIR LINE CONNECTED

ALWAYS FOLLOW THE ORIGINAL TOOLS MANUFACTURE'S DISASSEMBLY, ASSEMBLY, AND TOOL INSPECTION PROCEDURES

PRECAUTION**PRECAUTION****PRECAUTION**

SIEMPRE USE LENTES DE SEGURIDAD CON PROTECTORES LATERALES AL USAR HERRAMIENTAS DE IMPULSO CON SUJETADOR DE OPERACIÓN NEUMÁTICA

NUNCA APUNTE A SI MISMO O A OTRA PERSONA CON LA HERRAMIENTA

NUNCA EVITE O RETIRE ALGÚN DISPOSITIVO DE SEGURIDAD

SIEMPRE SIGA LAS INSTRUCCIONES DE SEGURIDAD Y SERVICIO DEL FABRICANTE ORIGINAL DE LA HERRAMIENTA

NUNCA INTENTE HACER MANTENIMIENTO O REPARAR UNA HERRAMIENTA DE OPERACIÓN NEUMÁTICA CON LA LINEA DE AIRE COMPRIMIDO CONECTADA A LA HERRAMIENTA

NUNCA DEJE SIN ATENCION UNA HERRAMIENTA DE OPERACIÓN NEUMÁTICA CON LA LINEA DE AIRE COMPRIMIDO CONECTADA

SIEMPRE SIGA LOS PROCEDIMIENTOS DE DESMONTAJE, MONTAJE, E INSPECCIÓN DEL FABRICANTE ORIGINAL DE LA HERRAMIENTA

O-Ring Kit

KT-DF-656

For use on the following tool models.
Kit contains all O-Rings in these tools.

DUO-FAST

DS-1580BP/SP-348

DS-7648B

DS-7656B

DS-7664BP

