



Features

- Dimensions: 8" x 9.5"
- .040" aluminum sign with white epoxy finish
- 1/32" raised text and braille designed specifically for Chapter 7 Section 703.3 of ICC A117.1
- International Symbol of Accessibility with blue non-glare finish

Area of Refuge Sign



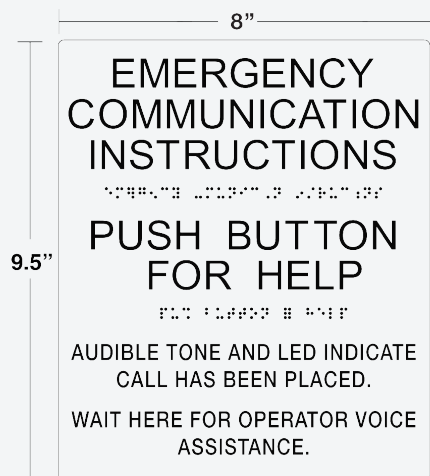
Bring attention to the Shield30 **Emergency Communication System** with the Area of Refuge Sign that specifically follows the guidelines in Chapter 7 Section 703 of ICC A117.1.

Specifications

The 8" x 9.5" aluminum Area of Refuge Sign shall be finished with a white epoxy with blue graphics for high visibility against the light background. Blue 1/32" raised text and braille will be designed specifically to comply with Chapter 7 Section 703.3 of ICC A117.1. International Symbol of Accessibility shall be printed on the sign in a blue non-glare finish, per Section 703.5.3.

Ordering Information

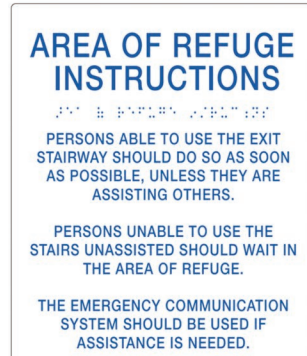
P/N#	Description
SASIGN	8" x 9.5" Area of Refuge sign with ISA
SASIGN-PH	8" x 9.5" Photoluminescent Area of Refuge sign with ISA
SFSIGN1	8" x 9.5" Area of Rescue Assistance sign with ISA
SFSIGN1-PH	8" x 9.5" Photoluminescent Area of Rescue Assistance sign with ISA
SCSIGN1	8" x 9.5" Area of Refuge sign with Modified ISA
SCSIGN1-PH	8" x 9.5" Photoluminescent Area of Refuge sign with Modified ISA



Features

- Dimensions: 8" x 9.5"
- .040" aluminum sign with white epoxy finish
- 1/32" raised text and braille designed specifically for Chapter 7 Section 703.3 of ICC A117.1
- Required per IBC 1009.11.3 and NFPA72 2016 24.10.8
- High strength foam adhesive for easy installation

Emergency Communication Instructions



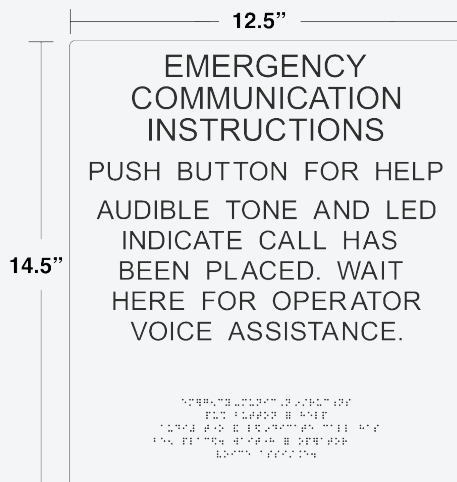
Instructions and compliance are a critical part of the **Shield30 Emergency Communication System**. This instruction sign specifically follows the guidelines in Chapter 7 Section 703 of ICC A117.1.

Specifications

The 8" x 9.5" aluminum Emergency Communications Instructions shall be finished with a white epoxy with blue graphics for high visibility and endurance. Blue 1/32" raised text and braille will be designed specifically to comply with Chapter 7 Section 703.3 of ICC A117.1. Sign shall be mounted above or adjacent to each emergency call station per IBC Section 1009.11. Mounting the sign: visual characters shall be 40 inches (1015 mm) minimum and a maximum of 60 inches (1524 mm) above the finish floor or ground.

Ordering Information

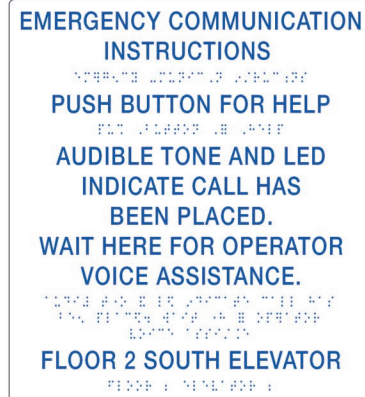
P/N#	Description
SESIGN1	8" x 9.5" Emergency Communications Instructions
SESIGN1-PH	8" x 9.5" Photoluminescent Emergency Communications Instructions
SDSIGN1	8" x 9.5" Area of Refuge Instructions
SDSIGN1-PH	8" x 9.5" Photoluminescent Area of Refuge Instructions



Features

- Dimensions: 12.5" x 14.5"
- .040" aluminum sign with white epoxy finish
- 1/32" raised text and braille designed specifically for Chapter 7 Section 703.3 of ICC A117.1
- Required per IBC 1009.11.3 and NFPA72 2016 24.10.8
- High strength foam adhesive for easy installation
- Custom location text with braille available

Emergency Communication Instructions with Custom Location



Instructions and compliance are a critical part of the **Shield30 Emergency Communication System**. This instruction sign with an option for a custom location specifically follows the guidelines in Chapter 7 Section 703 of ICC A117.1.

Specifications

The 12.5" x 14.5" aluminum Emergency Communications Instructions shall be finished with a white epoxy with blue graphics for high visibility and endurance. Blue 1/32" raised text and braille will be designed specifically to comply with Chapter 7 Section 703.3 of ICC A117.1. Sign shall be mounted above or adjacent to each emergency call station per IBC Section 1009.11. Location, including braille shall be included on each sign. Mounting the sign: visual characters shall be 40 inches (1015 mm) minimum and a maximum of 60 inches (1524 mm) above the finish floor or ground.

Ordering Information

P/N#	Description
SGSIGN1	12.5" x 14.5" Emergency Communication Instructions
SGSIGN1-CL	12.5" x 14.5" Emergency Communication Instructions with Custom Location