


PRO

ACCESSORY CABINET ENCLOSURES



Manufactured from 16 gauge steel and finished in a black powder coat, these massive enclosures are engineered to provide maximum quality that meets and exceeds industry expectations.

Every surface-mounted cabinet provides efficient field installation of building control equipment and is ideally suited for easy wiring inspection. The front access door is recessed within the enclosure to protect it from damage, and can be hinged to the left or right side of the cabinet as well as securely locked. A removable document holder sits inside the door to provide space for records, programs, and software, and a tamper switch can be mounted to the top or bottom of the enclosure to monitor the door position.

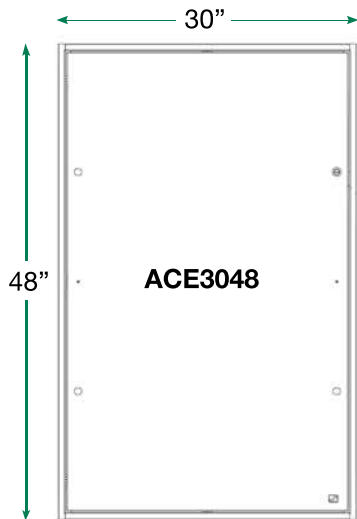
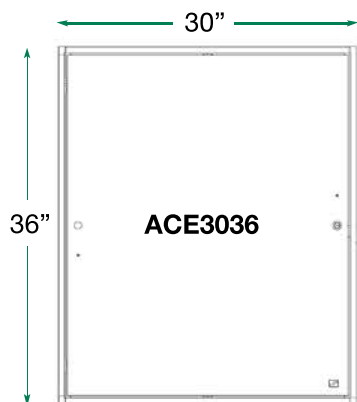
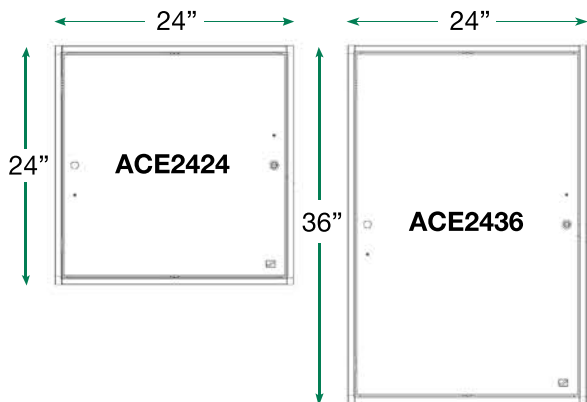


Also included is a raised 1/2" galvanized back-plate with a hole matrix configured for field installed control equipment, wiring terminations, and labeling. Secured within the 8" deep enclosure by 4-8 mounting studs, this back-plate has ample space and convenient wire knockouts to make every installation fast and clean.

FEATURES

- Recessed, selectable door hinge
- CAT45 keyed lock
- Selectable tamper switch
- Removable document holder
- EMT and rigid 1.75" and 2.5" cluster knockouts
- 16 gauge steel construction





SPECIFICATIONS

Constructed of 16 gauge (.059" thick) cold rolled steel and finished with a durable powder coat. Field-selectable left or right hinged door with a CAT45 keyed lock seated in insert flange supported on four sides. Enclosure formed to frame door to protect from damage. Door includes removable documentation sleeve. Enclosure has up to eight EMT and rigid 1.75" and 2.5" cluster knockouts embedded in sides of back box. Removable back-plate constructed of 16 gauge (.059" thick) galvanized steel with hole matrix to mount field devices. Back-plate fabricated to support four sides and 1/2" clearance depth and secured with 3/8"-16 studs. Back box has 2 ground lugs. Door and back box have green ground strap with lugs. Door has tamper switch to electrically monitor door position. Custom equipment can be mounted using standard hole matrix or self tapping drill screws.

AGENCY APPROVALS

UOXX.S2580 UL Listed Control Unit Accessories

BACK-PLATE SIZES

Part #	Width	Height	Depth
ACE2424	21"	20"	0.5"
ACE2436	21"	32"	0.5"
ACE3036	27"	32"	0.5"
ACE3048	27"	44"	0.5"

ORDERING INFORMATION

Part #	Description
ACE2424	24"x24"x8" Accessory Cabinet Enclosure, Black
ACE2436	24"x36"x8" Accessory Cabinet Enclosure, Black
ACE3036	30"x36"x8" Accessory Cabinet Enclosure, Black
ACE3048	30"x48"x8" Accessory Cabinet Enclosure, Black



www.1sae.com | toll free 1.800.486.1723 | fax 508.485.4740

© Copyright 2016 Space Age Electronics, Inc. | This document is subject to change without notice | LT10681 | Rev. A

