

1

Metal
Holder

← Plunger

← Metal
Washer


Spring

← Glass
Barrel

← Metal
Extension

3043-00
Continuous Pipetting Outfit,
for Plate Loop Method


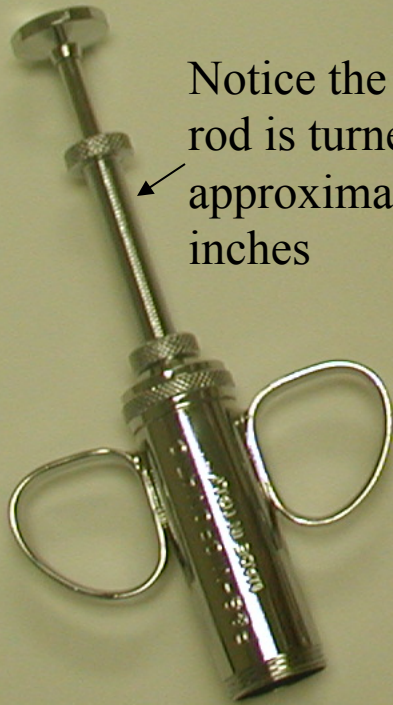
Valve
Kit



2

Slide the spring
over the plunger

Notice the plunger
rod is turned out
approximately 3
inches



3

Insert the metal
washer into the
metal extension




3043-00
Continuous Pipetting Outfit,
for Plate Loop Method




4

Insert the spring and
plunger through the
metal washer and
into the metal
extension and barrel



5

Screw the metal
extension/barrel
assembly onto
the metal holder




3043-00
Continuous Pipetting Outfit,
for Plate Loop Method



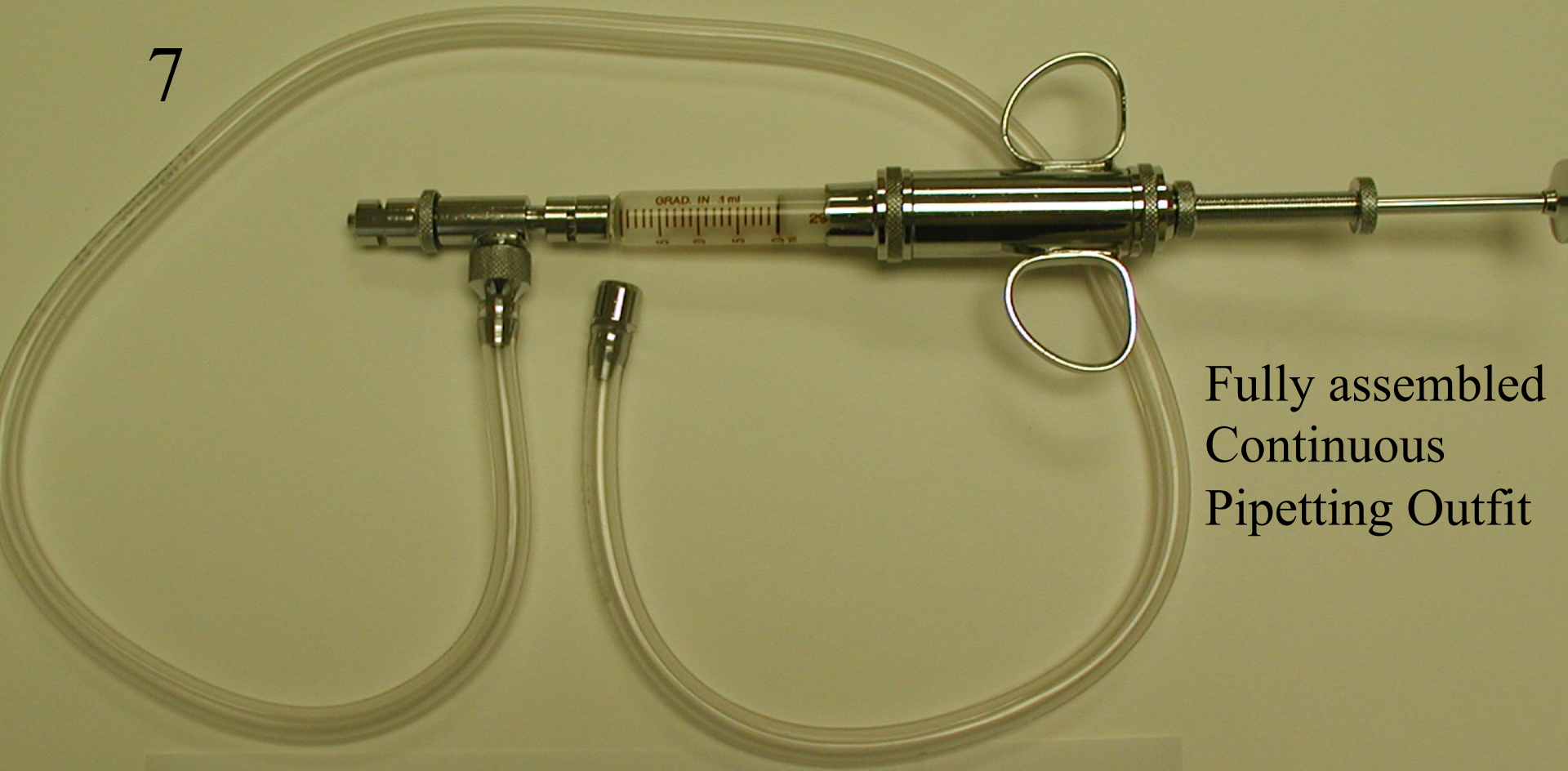
6

Twist the luer lock fitting on the valve kit onto the barrel end



3043-00
Continuous Pipetting Outfit,
Method

7



Fully assembled
Continuous
Pipetting Outfit

3043-00
Continuous Pipetting Outfit,
for Plate Loop Method