


NO EXCUSES!



XL8



Size B 'R Grid' Surface Mount

Tabular Annunciator

The XL8 Tabular Annunciator displays directory style information and provides audible/visual identification of multiple monitored devices.

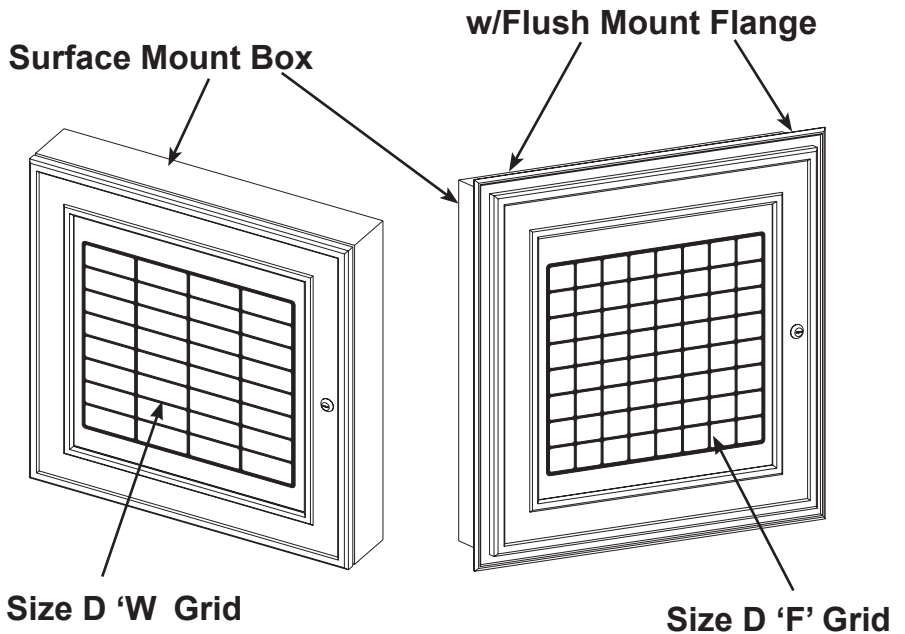
The XL8 features a red or black textured finish, indoor or outdoor style enclosure and flush or surface mounting. The display features a removable slipsheet grid and is accompanied by a variety of circuit options and switch configurations to meet your design applications.

Standard Features:

- Choice of LED or backlit incandescent illumination for zone identification
- Choice of seven standard cabinet sizes (A, B, C, D, F, H and J)
- Indoor (BL) or outdoor (WA) enclosures
- 1/8" Lexan® window with removable slipsheet
- Flush (flange available) or surface mounting • Piano hinge with CAT 30 keyed door lock
- Red or black textured enclosure finishes

Optional Features:

- Factory lettering
- Hard wire circuitry available
- Driver boards installed by SAE
- Rest, Acknowledge, Silence & Lamp Test Sw.



ISO 9001 REGISTERED COMPANY

PANELVU

Space Age Electronics, Inc.
www.1sae.com
800.486.1723 Toll Free
508.485.0966 Local
508.485.4740 Fax

Specifications:

The XL8 Tabular Annunciator consists of a 1/8" Lexan® face panel and extruded aluminum cover frame with a choice of several standard cabinet sizes also constructed of extruded aluminum with flush or surface mount preference. A solid stainless steel piano hinge and a high security CAT 30 keyed door lock accompany the door for secure, easy access to the graphics and electronics. Choice of LED or incandescent backlit illumination for zone identification. Zone input either positive or negative in 2, 12 or 24VDC operation. Interface with panel driver boards electronics for annunciator operation. A variety of electronic circuits are offered by SAE. Wiring cable(s) lead to a 2-point slide connector at the terminal input board.

Gridlines and factory lettering are printed with indelible ink onto a removable slipsheet for easy updates. The display incorporates LED point illumination or incandescent backlit behind the graphic faceplate with pluggable, high intensity LED's or incandescent bulbs, thus allowing simple field replacement. The LED's mount into clear bezels and are secured with snap rings. Incandescent bulbs are a socketed type and are easily replaceable.

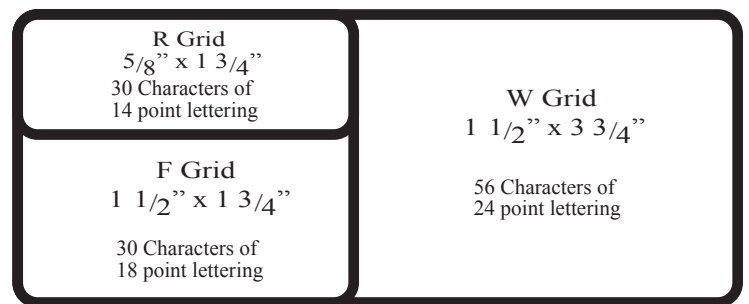
Grid Size Chart

Grid Chart (number of zones)

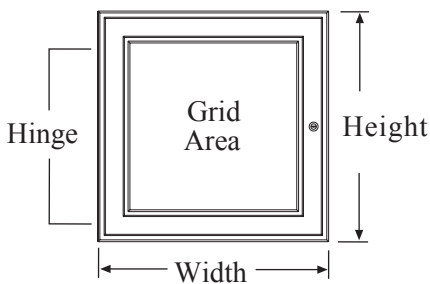
Size	W Grid	F Grid	R Grid
A	8	16	32
B	16	32	64
C	24	48	96
D	32	64	128
F	48	96	192
H	64	128	256
J	80	160	320

Lettering

14 Point FIRE
 18 Point FIRE
 24 Point FIRE
 Actual Lettering Sizes



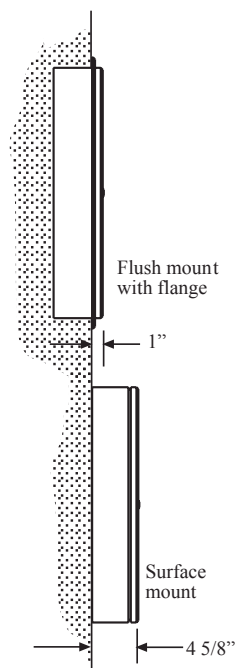
Actual Zone Window Sizes



Size	Overall Unit Size
A	23 1/2" x 13"
B	23 1/2" x 16 1/2"
C	23 1/2" x 20"
D	23 1/2" x 23 1/2"
F	23 1/2" x 30 1/2"
H	23 1/2" x 37 1/2"
J	23 1/2" x 44 1/2"

Note: Cutout for flush mounting subtract 1" from overall unit size.

Mounting



Agency Listings:

UL	UOXX.S2580 Control Unit Accessories
MEA	355-91-E
CSFM	7120-0553:102

PANELVU

Space Age Electronics, Inc.
 www.1sae.com
800.486.1723 Toll Free
 508.485.0966 Local
 508.485.4740 Fax

Optional switches rated 3A @ 24VDC
 Dry contact rated 1A @ 24VDC
 24V Power input 21-30 VDC
 12V Power input 8-18 VDC

Incandescent:
 2 lamps per 2" x 2" zone: 80mA @ 24VDC
 (90 mA @ 30VDC)
 (45mA @30 VDC for 1 Lamp)

LED:
 1 lamp per zone: 13mA @ 24VDC
 (15 mA @ 30VDC)

Ordering Information:

Follow the 9 steps and fill in this **XL8Tabular Annunciator**

Order Code or try our free on-line Product Quote Pages at www.ISAE.com

XL8 - - L - D - 1

1 Indoor / Outdoor

CODE	DESCRIPTION
BL	Indoor enclosure
WA	Outdoor enclosure

2 Size Overall

CODE	Width x Height
A	23 1/2" x 13"
B	23 1/2" x 16 1/2"
C	23 1/2" x 20"
D	23 1/2" x 23 1/2"
F	23 1/2" x 30 1/2"
H	23 1/2" x 37 1/2"
J	23 1/2" x 44 1/2"

3 Mounting

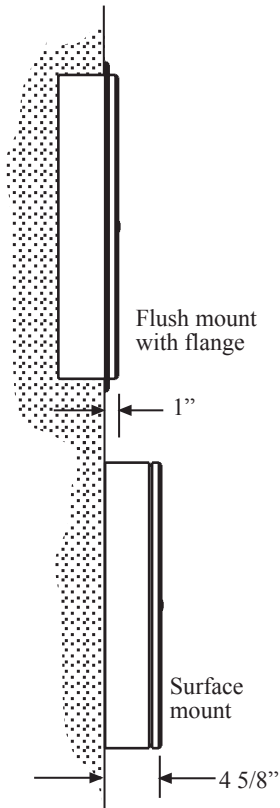
CODE	DESCRIPTION
S	Surface
F	Flush

4 Color

CODE	DESCRIPTION
R	Red enclosure
B	Black enclosure
Z	Custom finish

5 Graphic Illumination

CODE	DESCRIPTION
RD	R grid - LED points
FD	F grid - LED points
WD	W grid - LED points
RI	R grid - incandescent backlit
FI	F grid - incandescent backlit
WI	W grid - incandescent backlit



6 Voltage

CODE	DESCRIPTION
02	2 Volts DC
12	12 Volts DC
24	24 Volts DC

7 Wiring options (See page 4 for details)

CODE	DESCRIPTION
SLO	Standard wiring
SLT	Lamp test
SHM	Audible with silence and LED
SHT	SLT + SHM
SHR	Trouble audible w/ silence and LED
SDA	Switch labeled "ALARM SILENCE" and "RESET", with audible alarm
SCC	Common form 'C' output
SHH	Audible wired to high barrier terminal strip
CSE	Customer supplied equipment
DRV	Fire Panel point "LED" driver board
Select Type:	
<u> </u> 01	Simplex / Grinnell
<u> </u> 02	Siemens Cerberus
<u> </u> 03	Notifier
<u> </u> 04	Firelite
<u> </u> 05	Silent Knight
<u> </u> 06	FCI
<u> </u> 07	Secutron
<u> </u> 08	Harrington
<u> </u> 09	Gamewell
<u> </u> 10	Fike
<u> </u> 11	Edwards(EST)
<u> </u> 12	Faraday
<u> </u> 13	Kidde Fire Systems
<u> </u> 14	Other: _____

8 Wiring Option Switch Type

CODE	DESCRIPTION
K	Key switch
O	Rocker switch
X	No switch

9 Zone Input

CODE	DESCRIPTION
1	Negative zone input
3	Positive zone input

Notes

- Grid is black with black lettering, white background
- Standard LED's are red and incandescent lamps are clear.

Gridlines are black with optional Factory Lettering.

Actual Zone Window Sizes

R Grid 5/8" x 1 3/4" 30 Characters of 14 point lettering	W Grid 1 1/2" x 3 3/4" 56 Characters of 24 point lettering
F Grid 1 1/2" x 1 3/4" 30 Characters of 18 point lettering	

Grid Chart (number of zones)

Size	W Grid	F Grid	R Grid
A	8	16	32
B	16	32	64
C	24	48	96
D	32	64	128
F	48	96	192
H	64	128	256
J	80	160	320

Name: _____
Company: _____
Phone #: _____
e-mail: _____

Include your contact information and fax to Space Age for a quote.

PANELVU

Space Age Electronics, Inc.
www.isae.com
800.486.1723 Toll Free
508.485.0966 Local
508.485.4740 Fax

Circuit Description:

- UL** SLO (EL0001) For normally open field contacts (blocking diode provided) requiring an individual input per zone. When an alarm condition exists, the corresponding zone's LED/lamp illuminates. Normalization of the field contact extinguishes the zone's LED/lamp.
- UL** SLT (EL0004) For normally open field contacts (blocking diode provided) requiring an individual input per zone. When an alarm condition exists, the corresponding zone's LED/lamp illuminates. A key or rocker switch labeled "Lamp Test" ** lights all LEDs/lamps simultaneously. Normalization of the field contact extinguishes the zone's LED/lamp.
- UL** SHM (EL0017) For normally open field contacts (blocking diode provided) requiring an individual input per zone. When an alarm condition exists, the corresponding zone's LED/lamp illuminates, common form 'C' output energizes, 'trouble' LED and horn activate. A maintaining key or rocker switch labeled "Alarm Silence" silences the horn. Normalization of the field contact extinguishes the zone's LED/lamp, 'trouble' LED, deactivates the Form 'C' output and rings back the horn to remind the operator to return the switch to its' normal position.
- UL** SHT (EL0018) (Combination of SLT and SHM) For normally open field contacts (blocking diode provided) requiring an individual input per zone. When an alarm condition exists, the corresponding zone's LED/lamp illuminates, common form 'C' output energizes, 'trouble' LED and horn activate. A maintaining key or rocker switch labeled "Alarm Silence" silences the horn. Normalization of the field contact extinguishes the zone's LED/lamp, 'trouble' LED, deactivates the Form 'C' output and rings back the horn to remind the operator to return the switch to its' normal position. A key or rocker switch labeled "Lamp Test" ** lights all LEDs/lamps simultaneously.
- UL** †SHR (EL0005) For normally open field contact (blocking diode provided). Upon a input to the 'T' terminal, the common Form 'C' output energizes, 'trouble' LED and horn activate. A maintaining key or rocker switch labeled "Trouble Silence" silences the horn. Normalization of the field contact extinguishes the 'trouble' LED, deactivates the Form 'C' output and rings back the horn to remind the operator to return the switch to its' normal position.
- UL** †RTI (EL0021) For normally open field contact (isolated 2 VDC input, no blocking diode provided). Upon activation of the RTI card, the common Form 'C' output energizes, 'trouble' LED and horn activate. A maintaining key or rocker switch labeled "Trouble Silence" silences the horn. Normalization of the field contact extinguishes the 'trouble' LED, deactivates the Form 'C' output and rings back the horn to remind the operator to return the switch to its' normal position.