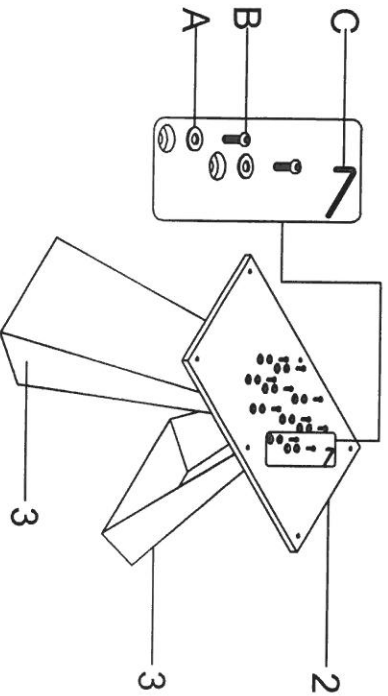


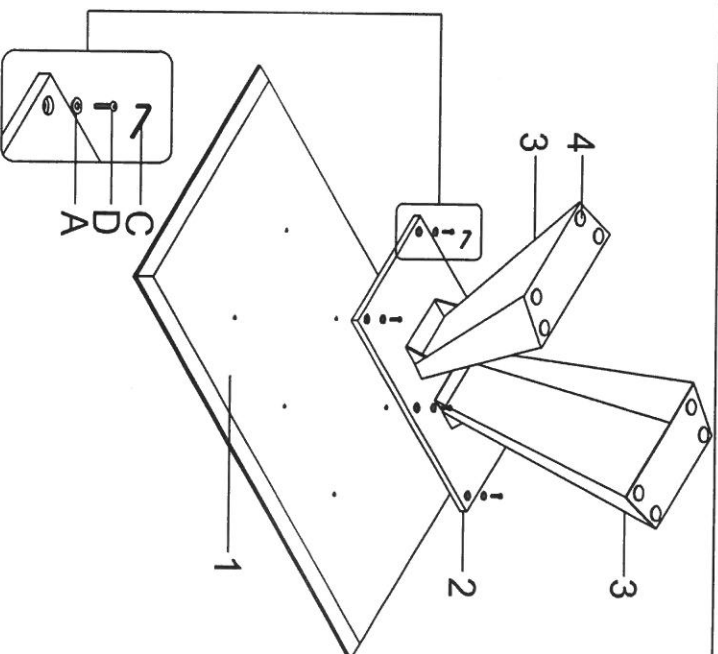
ASSEMBLY INSTRUCTION

ITEM NAME: CAPELLA NUMBER: G5067-41/G5067-47 TABLE

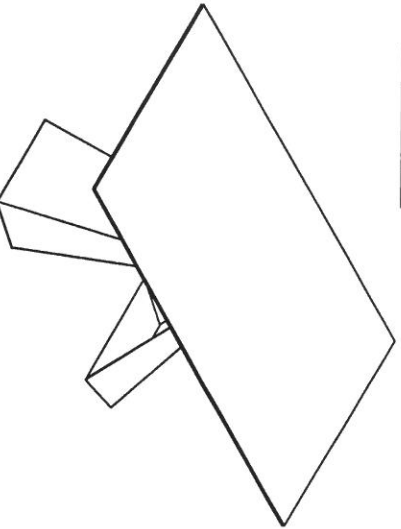
STEP 1



STEP 2



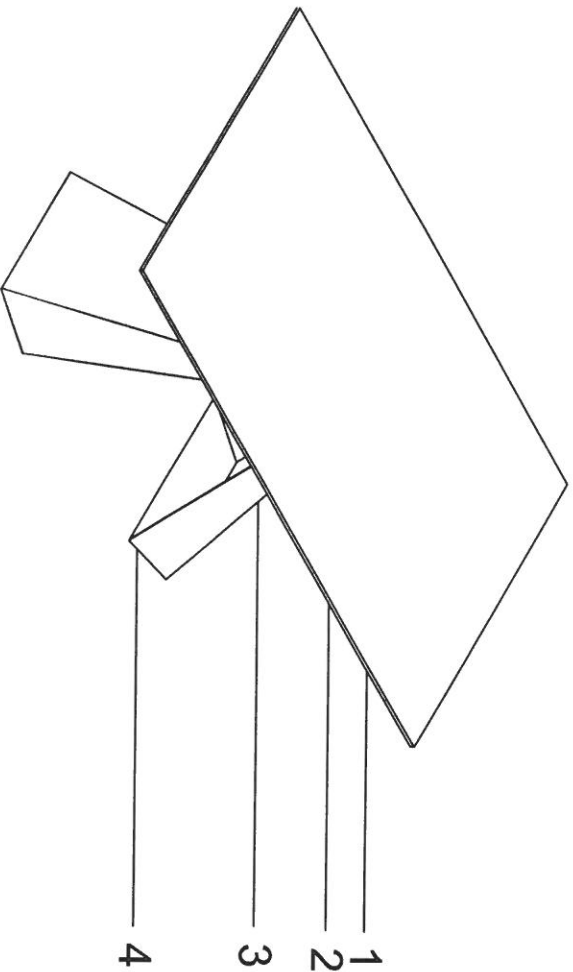
STEP 3




Attention: When assembly is complete, set the table upright on its base. With at least 2 people, carefully lift the table up from underneath the glass and rotate onto the base

Caution:
Do not use the base to lift.
Do not lean or support the table on the side of the base as damage may occur.
When moving the table make sure to pick up the table and place in desired location. Damage can occur if the legs are dragged across the floor.

A		16pcs	Washer $\phi 22 \times 1.5\text{mm}$
B		10pcs	Bolt M8*25mm
C		1pc	Allen Wrench M5
D		6pcs	Bolt M8*35mm



	Part Description	Quantity
1	MDF Top	1
2	MDF Layer Board	1
3	Table Legs	2
4	Leveler  (M8x18-φ50x25mm)	8