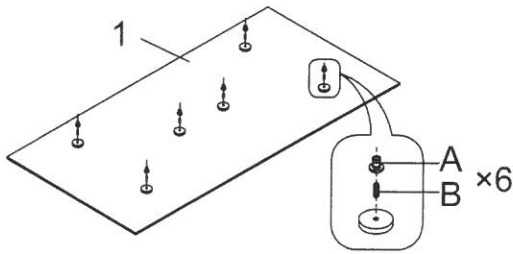


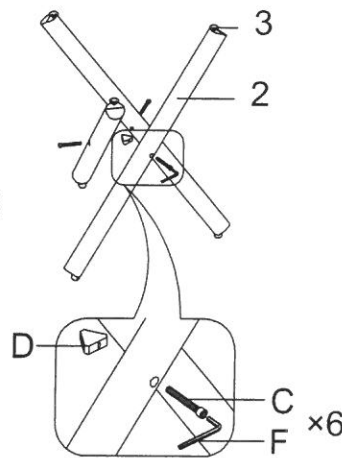
ASSEMBLY INSTRUCTION

ITEM NAME: MANTIS MODEL NUMBER: G5440-42 / G5440-48 TABLE

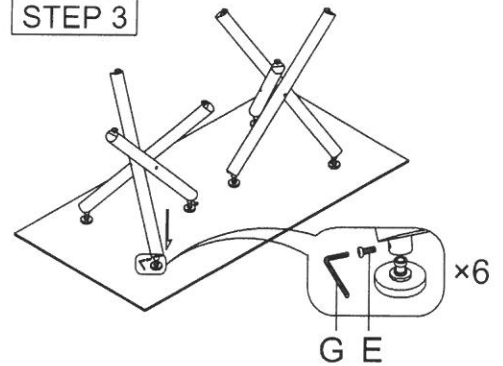
STEP 1



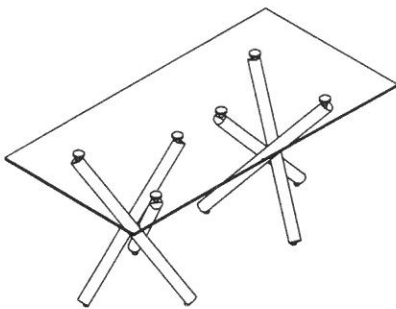
STEP 2



STEP 3



STEP 4



Attention: When assembly is complete, set the table upright on its base. With at least 2 people, carefully lift the table up from underneath and rotate onto the base








Caution:

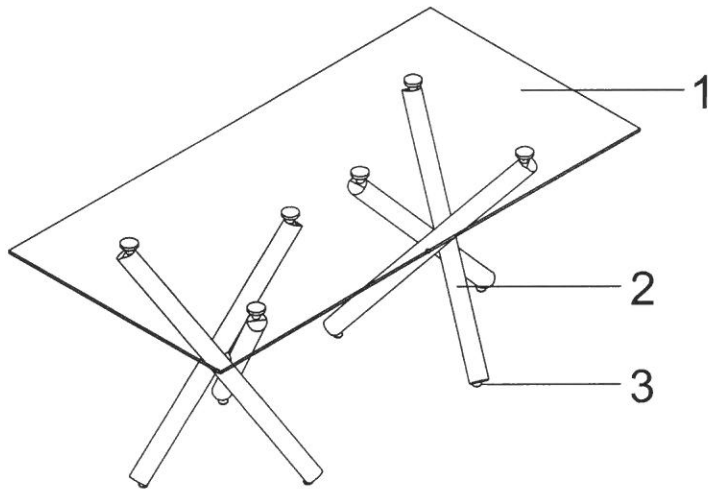
Do not use the base to lift.




Do not lean or support the table on the side of the base as damage may occur

When moving the table make sure to pick up the table and place in desired location. Damage can occur if the legs are dragged across the floor.

G5440-42 / 48 HARDWARE

CODE		DESCRIPTION	QTY
A		ø8*22mm	6pcs
B		M8*20mm	6pcs
C		M8*60mm	6pcs
D		M8*33mm	2pcs
E		M6*10mm	6pcs
F		M6	1pc
G		M4	1pc



		Part Description	Quantity
G5440-42	1	Top Glass 	1
G5440-48	2	Legs 	6
	3	Leveler  M8*20-φ40*20mm	6
G5440-48	HDWR	Hardware Pack	1