

PRODUCT SPECIFICATION

FSE Reachin Refrigerators & Freezers

features

Models: MRRF-1D, MRRF-2D, MRFZ-1D, MRFZ-2D



MRRF-1D

MRFZ-2D

FOOD SERVICE ESSENTIALS

For Food Service Professionals

STANDARD FEATURES

- Easy to clean, 430 series stainless steel exterior
- Interior constructed of 304 stainless steel
- Digital temperature control ranges 33°F to 41°F in refrigerators and -8°F to 0°F in freezers
- Epoxy coated, corrosion resistant shelves with 90 lb. capacity per shelf
- Self-closing door, with stay open feature beyond 90°
- Bottom mounted condensing unit positioned for easy maintenance
- Preprogrammed digital control featuring auto-defrost cycle
- Foamed-in-place insulation helps provide strength, while helping to maintain internal temperature
- Eco-friendly, R290 hydrocarbon refrigerant

Reliable refrigeration is the key to keeping your valuable food products at safe temperatures. The FSE refrigerators and freezers are constructed of heavy-duty, stainless steel. Available in 1 or 2-door models, each unit includes standard features, such as incandescent interior lighting, LED temperature Carel controller, fully-assembled casters, self-closing doors, and environmentally friendly, R-290 refrigerant. All units are ETL listed and ETL Sanitation.

COOLING SYSTEM

- Environmentally-friendly R290 hydrocarbon refrigerant is free of ozone-depleting properties
- Top down airflow helps to maintain a temperature range of 33°F to 41°F (refrigerators) and -8°F to 0°F (freezers)
- Bottom mounted cooling unit slides out for easy cleaning and maintenance and allows for storage area on top of the unit
- Rugged built axial evaporator fans run efficiently with low velocity and high volume air flow

CABINET CONSTRUCTION

- Exterior is constructed of 430 corrosion-resistant stainless steel, including doors
- Interior is constructed of 304 corrosion-resistant stainless steel
- Insulated cabinet with foamed-in-place, high density cell polyurethane insulation

ELECTRICAL CONTROL

- Electric LED display provides a digital display

of cabinet temperatures, allowing for easy temperature adjustments

- Carel temperature controller initiates automatic defrost schedule for worry-free use
- 7-foot power cord with NEMA 5-15 plug

DOOR(S)

- Stainless steel exterior and interior
- Positive self-closing doors with micro-switch that shuts the evaporator fans off when the door is open
- Recessed handles are built into the door for easy opening and closing
- Locking door keep items inside secure after hours
- One-door models feature field reversible, stainless steel doors (special hinge required, sold separately)

SHELVING

- Adjustable plastic coated steel shelves have a load capacity of 90 lbs. per shelf
- Shelving installed with K-clips


MODEL FEATURES

- Incandescent interior lighting activated by door switch
- 5" casters come standard, 2 locking wheels and 2 non-locking wheels

RESIDENTIAL: FSE assumes no liability for parts or labor coverage for component failure, factory defect or any other damages for units installed in non-commercial foodservice or residential applications.



R290
Refrigerant



Attention CA Residents
PROP 65 WARNING

This product can expose you to chemicals, including lead, which are known to the State of California to cause cancer, birth defects, or other reproductive harm.

For more information, go to
www.P65warnings.ca.gov

MADE IN CHINA



PRODUCT SPECIFICATION

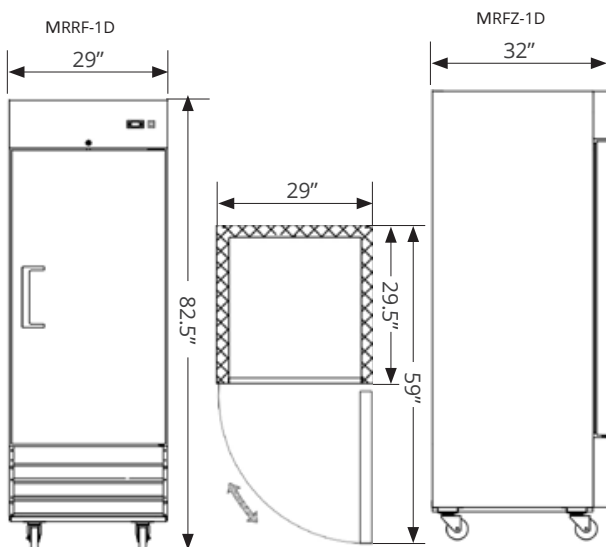
FSE Reachin Refrigerators & Freezers

features

Models: MRRF-1D, MRRF-2D, MRFZ-1D, MRFZ-2D

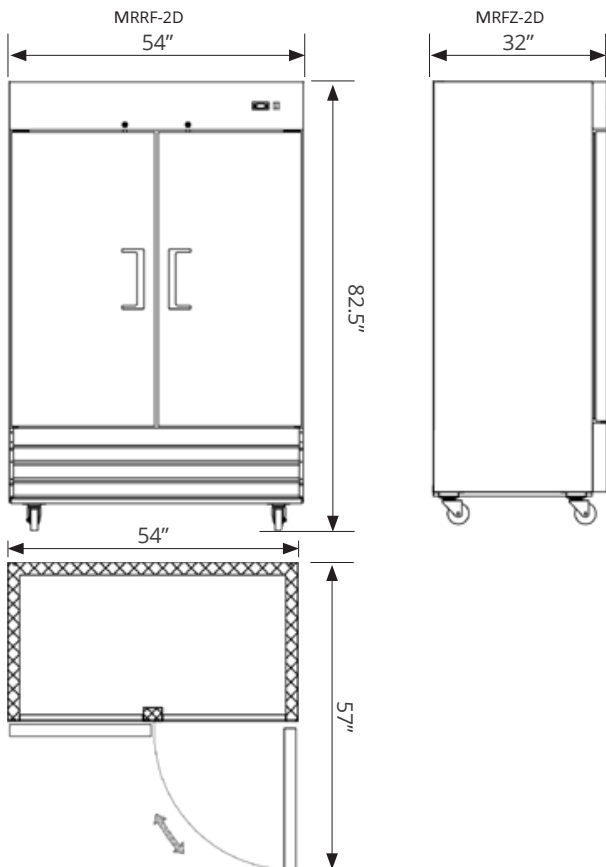
PRODUCT DETAILS

REFRIGERATORS



Model Number	MRRF-1D	MRRF-2D
Doors	1	2
Shelves	3	6
Net Volume (Cu. Ft.)	23	48
Overall Dimensions (in)	29"W x 32"D x 82.5"H	54"W x 32"D x 82.5"H
Interior Dimensions (in)	24"W x 27"D x 60"H	49"W x 27"D x 60"H
Horsepower	1/5	1/4
Refrigerant	R290	R290
Voltage/Hertz/Phase	115/60/1	115/60/1
Amps	2.6	3.8
Net Weight (lbs)	278	445
Gross Weight (lbs)	322	512
Shipping Dimensions (in)	31"W x 35"D x 83"H	56"W x 35"D x 83"H

FREEZERS



Model Number	MRFZ-1D	MRFZ-2D
Doors	1	2
Shelves	3	6
Net Volume (Cu. Ft.)	23	48
Overall Dimensions (in)	29"W x 32"D x 82.5"H	54"W x 32"D x 82.5"H
Interior Dimensions (in)	24"W x 27"D x 60"H	49"W x 27"D x 60"H
Horsepower	3/4	1
Refrigerant	R290	R290
Voltage/Hertz/Phase	115/60/1	115/60/1
Amps	7.1	10.7
Net Weight (lbs)	287	474
Gross Weight (lbs)	346	525
Shipping Dimensions (in)	31"W x 35"D x 83"H	56"W x 35"D x 83"H

