




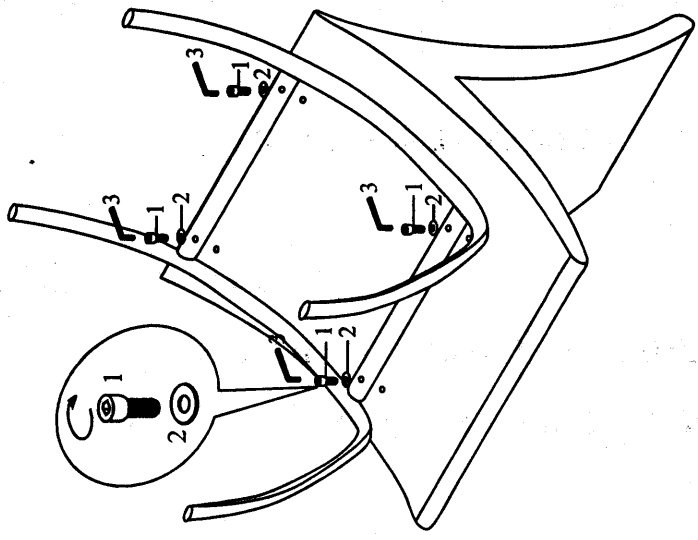
LIST OF ACCESSORIES FY07TGO-030

1		2		3		4
	M6*35 4PCS		Φ14 4PCS		5mm 1PC	

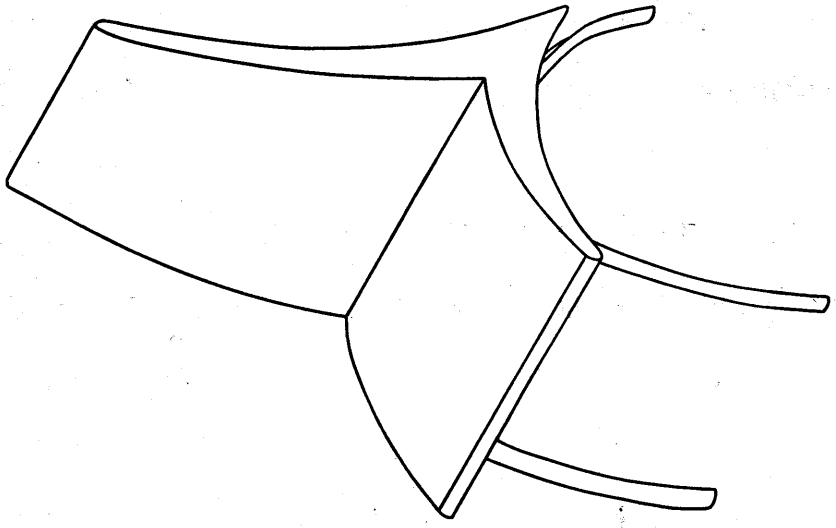
ASSEMBLING STEPS

DO NOT FULLY TIGHTEN THE BOLTS UNTIL THE PRODUCT IS FULLY ASSEMBLED

①



②



WARNING:

- NOT SUITABLE FOR STANDING ON. NEVER LEAN BACK ON CHAIRS.
- YOU WILL NEED TO PERIODICALLY RE-TIGHTEN THE BOLTS
- NOT FOR COMMERCIAL USE

THIS FURNITURE IS NOT FOR COMMERCIAL USE

WHEN MOVING THE TABLE MAKE SURE TO PICK UP THE TABLE AND PLACE IN DESIRED LOCATION. DAMAGE CAN OCCUR IF THE LEGS ARE DRAGGED ACROSS THE FLOOR.

MAKE SURE TO CHECK AND RETIGHTEN NUTS AND BOLTS AS NEEDED.

CARE OF LAMINATED SURFACES: TREAT THIS FURNITURE AS YOU WOULD ANY FINE FURNITURE. DUST WITH A CLEAN SOFT CLOTH AND USE A HIGH QUALITY FURNITURE POLISH. DO NOT USE ANY CLEANERS CONTAINING ALCOHOLS, ACETONES, OR OTHER STRONG SOLVENTS

CARE OF GLASS: TOP SHOULD BE CLEANED WITH A SOFT CLEAN CLOTH MOISTENED WITH A QUALITY GLASS CLEANER OR MILD SOAP SOLUTION AND WATER. DO NOT USE YOUR TABLE AS A CHOPPING BLOCK OR CUTTING BOARD. NEVER USE STEEL WOOL PADS OR ABRASIVE CLEANERS USE PADS UNDER SERVING DISHES, POTS AND APPLIANCES.

CARE OF VINYL: FOR LONGEVITY AND COLOR RETENTION CLEAN WITH A SOFT CLOTH AND A MILD SOLUTION OF SOAP AND WATER FOLLOWED BY A CLEAR RINSE. DRY WITH A SOFT CLOTH.