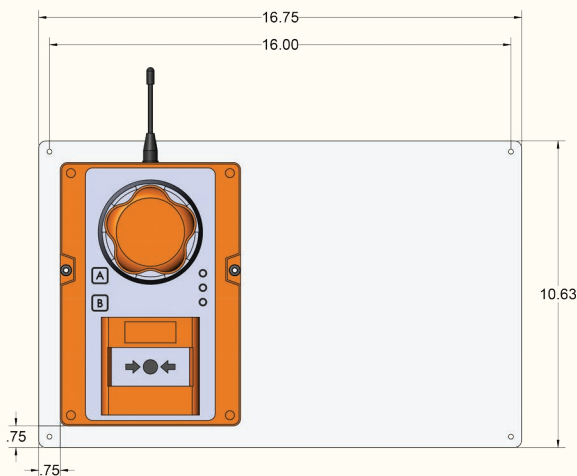
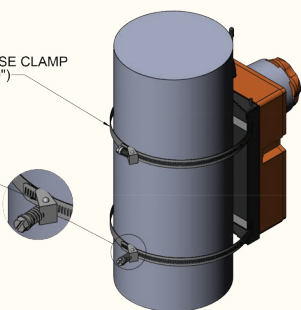



STAINLESS STEEL QUICK RELEASE CLAMP  
(RANGES FROM  $\varnothing$  6.00" -  $\varnothing$  20.00")

SCREW HOUSING



# WES3 Mounting Options



Mount any of your WES3 devices to a pole or I-beam with one of these durable brackets, or install it using the Wall Mount Plate to utilize additional surface area for instructional signage.

## Specifications

The Pole Mount Bracket shall be constructed of 16 gauge steel, and will mount any WES3 device to a pole ranging 6"-20" in diameter. The I-Beam Mount Bracket shall be constructed of 16 gauge steel, and will mount any WES3 device to an I-beam ranging 3.75"-8" in width with a web thickness of 1". The Wall Mount Plate shall be constructed of .08" white on white aluminum, with 4 mounting hole 16" apart to be mounted on studs. Two 8-32 screws will mount any WES3 device, and the remaining surface area can accommodate writing or signage.

## Ordering Information

P/N#	Description
BEW-PB20-BLK	WES3 Pole Mount Bracket
BEW-IB08-BLK	WES3 I-Beam Mount Bracket
BEW-WMP-WHT	WES3 Wall Mount Plate