

## PRODUCT SPECIFICATION

# FSE Sandwich Prep Tables

## features

Models: MRSL-1D, MRSL-2D, MRSL-2D/60



MRSL-1D



MRSL-2D

Sandwich Prep Tables from FSE are ideal for delis, salad bars, cafes, or any foodservice operation that regularly make fresh sandwiches and chopped salads. Heavy-duty, stainless steel construction makes them strong and durable enough to survive in any kitchen environment. Store all your condiments, meats and vegetables in the cold topping area that can hold a variety of different sized food pans, up to 6" deep. The hinged insulated cover keeps the food items cold when not in service. Additional items can be stored in the cabinet for quick access when needed. Unit comes with 5" casters, plastic coated wire shelving and a 10- $\frac{3}{4}$ " deep polyethylene cutting board. ETL Listed and ETL Sanitation, these units are backed with a 2 year warranty on parts and a 5 year warranty on the compressor.

### COOLING SYSTEM

- R290 hydrocarbon refrigerant is an environmentally-responsible choice for your business.
- Maintains a temperature range of 33°F to 41°F
- Rugged built axial evaporator fans run efficiently with low velocity and high volume air flow

### CABINET CONSTRUCTION

- 430 corrosion-resistant stainless steel, including doors
- Interior is constructed of 304 corrosion-resistant stainless steel
- Insulated cabinet with foamed-in-place, high density cell polyurethane insulation

### ELECTRICAL CONTROL

- LED temperature display on back of unit
- Carel temperature controller initiates automatic defrost schedule for worry-free use
- 7-foot power cord with NEMA 5-15 plug

### DOOR(S)

- Stainless steel exterior and interior
- Positive self-closing doors with micro-switch that shuts the evaporator fans off when the door is open
- Recessed handles are built into the door for easy opening and closing
- Removable door gasket for easy cleaning

### SHELVING

- Adjustable plastic coated steel shelves have a load capacity of 90 lbs. per shelf
- Shelving installed with K-clips

### MODEL FEATURES

- 10- $\frac{3}{4}$ " deep x  $\frac{3}{4}$ " polyethylene cutting board that runs the full length of the unit
- Insulated hinged lid keeps food cold, when not in use
- Includes clear plastic food pans
- 5" casters come standard, 2 locking wheels and 2 non-locking wheels

*RESIDENTIAL: FSE assumes no liability for parts or labor coverage for component failure, factory defect or any other damages for units installed in non-commercial foodservice or residential applications.*



**R290**  
Refrigerant



NEMA PLUG  
120V/15 Amps



**Attention CA Residents**  
**PROP 65 WARNING**

This product can expose you to chemicals, including lead, which are known to the State of California to cause cancer, birth defects, or other reproductive harm.

For more information, go to  
[www.P65warnings.ca.gov](http://www.P65warnings.ca.gov)

**MADE IN CHINA**



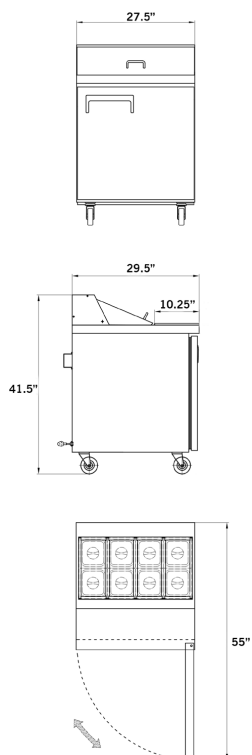
PRODUCT SPECIFICATION

# FSE Sandwich Prep Tables

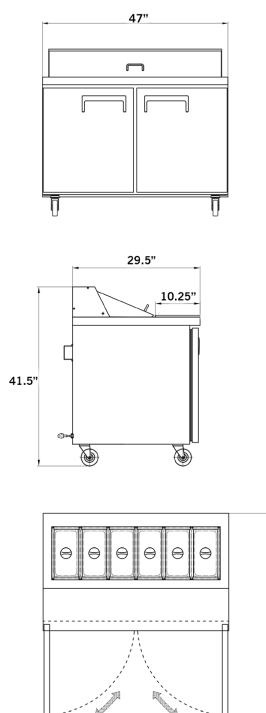
## features

Models: MRSL-1D, MRSL-2D, MRSL-2D/60

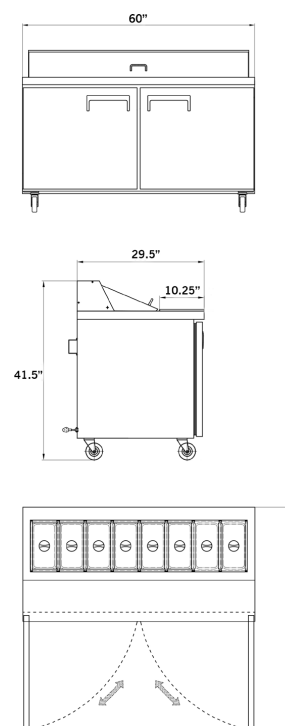
### MRSL-1D



### MRSL-2D



### MRSL-2D/60



## SANDWICH PREP TABLES

Model Number	MRSL-1D	MRSL-2D	MRSL-2D/60
Doors	1	2	2
Shelves	1	2	2
Net Volume (Cu. Ft.)	6	12	15
Overall Dimensions (in)	27.5"W x 29.5"D x 41.5"H	47"W x 29.5"D x 41.5"H	60"W x 29.5"D x 41.5"H
Interior Dimensions (in)	24"W x 24"D x 23.5"H	43"W x 24"D x 23.5"H	56"W x 24"D x 23.5"H
Horsepower	1/5	1/4	1/4
Refrigerant	R290	R290	R290
Voltage/Hertz/Phase	115/60/1	115/60/1	115/60/1
Amps	4.4	6.1	6.7
Net Weight (lbs)	187	271	319
Gross Weight (lbs)	255	394	451
Shipping Dimensions (in)	32"W x 34"D x 45.5"H	51"W x 34"D x 45.5"H	66"W x 34"D x 45.5"H

