
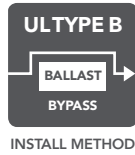
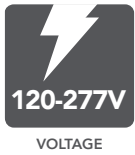



# T8 RETROFITS BALLAST BYPASS - TYPE B - DOUBLE-ENDED POWER


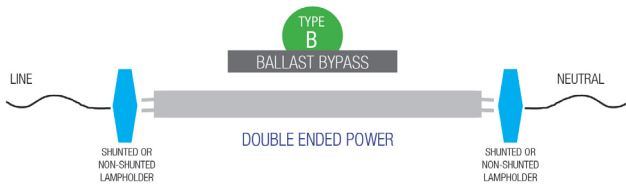


## easier to install



double ended power

- 9W, 12W, 15W & 43W models.
- Available in 2ft, 3ft, 4ft & 8ft lengths.
- 3000K, 3500K, 4000K & 5000K color options.
- Beautiful uniform illumination from our glass construction.
- Frosted lens softens the light output.
- 8ft lamps is available in either single pin (FA8) or HO (R17D) style end caps.


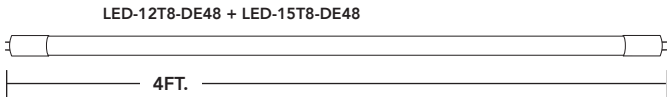
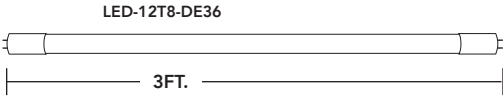
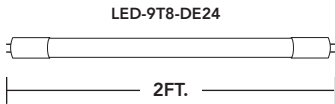


PART #	UPC	REPLACES	WATTAGE	LUMENS	CCT (K)	BASE	LENGTH	QUICK SHIP
LED-9T8-840DE24-G3	844006022877	17W	9W	1150	4000K	G13	2 FT	●
LED-12T8-840DE36-G3	844006022914	25W	12W	1450	4000K	G13	3 FT	●
LED-12T8-840DE48-G3	844006022952	32W	12W	1800	4000K	G13	4 FT	●
LED-15T8-840DE48-G3	844006022990	32W	15W	2200	4000K	G13	4 FT	●
LED-43T8-840B96-G3	844006023058	60W-90W	43W	5500	4000K	FA8	8 FT (w/ FA8 ends)	●
LED-43T8HO-840B96-G3	844006023034	60W-90W	43W	5500	4000K	R17D	8 FT (w/ R17D ends)	●

\* All models intended to replace T8 fluorescent lamps of the same length.  
 \* See page 2 for additional color temperatures.



# T8 RETROFITS BALLAST BYPASS - TYPE B



## PART NUMBER BUILDER

MFR	WATTAGE	PRODUCT	CCT	TECHNOLOGY	LENGTH (IN)	GENERATION
LED		T8				G3
	9	T8HO*	830=3000K/85CRI	DE	24	
	12	*8FT MODEL ONLY	835=3500K/85CRI	B	36	
	15		840=4000K/85CRI		48	
	43		850=5000K/85CRI		96	

**ORDERING EXAMPLE**  
LED-9T8-840DE24-G3

## ORDERING GUIDE

PART #	UPC	REPLACES	WATTAGE	LUMENS	CCT (K)	BASE	LENGTH	QUICK SHIP
LED-9T8-830DE24-G3	844006022853	17W	9W	1100	3000K	G13	2 FT	
LED-9T8-835DE24-G3	844006022860	17W	9W	1100	3500K	G13	2 FT	●
LED-9T8-840DE24-G3	844006022877	17W	9W	1150	4000K	G13	2 FT	●
LED-9T8-850DE24-G3	844006022884	17W	9W	1150	5000K	G13	2 FT	●
LED-12T8-830DE36-G3	844006022891	25W	12W	1400	3000K	G13	3 FT	
LED-12T8-835DE36-G3	844006022907	25W	12W	1400	3500K	G13	3 FT	●
LED-12T8-840DE36-G3	844006022914	25W	12W	1450	4000K	G13	3 FT	●
LED-12T8-850DE36-G3	844006022921	25W	12W	1450	5000K	G13	3 FT	●
LED-12T8-830DE48-G3	844006022938	32W	12W	1700	3000K	G13	4 FT	
LED-12T8-835DE48-G3	844006022945	32W	12W	1700	3500K	G13	4 FT	●
LED-12T8-840DE48-G3	844006022952	32W	12W	1800	4000K	G13	4 FT	●
LED-12T8-850DE48-G3	844006022969	32W	12W	1800	5000K	G13	4 FT	●
LED-15T8-830DE48-G3	844006022976	32W	15W	2100	3000K	G13	4 FT	
LED-15T8-835DE48-G3	844006022983	32W	15W	2100	3500K	G13	4 FT	●
LED-15T8-840DE48-G3	844006022990	32W	15W	2200	4000K	G13	4 FT	●
LED-15T8-850DE48-G3	844006023003	32W	15W	2200	5000K	G13	4 FT	●
LED-43T8-840B96-G3	844006023058	60W-90W	43W	5500	4000K	FA8	8 FT FA8	●
LED-43T8-850B96-G3	844006023065	60W-90W	43W	5500	5000K	FA8	8 FT FA8	●
LED-43T8HO-840B96-G3	844006023034	60W-90W	43W	5500	4000K	R17D	8 FT R17D	●
LED-43T8HO-850B96-G3	844006023041	60W-90W	43W	5500	5000K	R17D	8 FT R17D	●



FOR PRODUCT INFO ("LED" MODEL #) CONTACT.....Light Efficient Design • 188 S. Northwest Highway • Cary, IL 60013 • 847.380.3540 • led-llc.com  
 FOR PRODUCT INFO ("RP" MODEL #) CONTACT.....RemPhos by Light Efficient Design • 30 Log Bridge Road, Building 200 • Middleton, MA 01949 • 877.997.3674 • remphos.com