

DATE: _____ TIME: _____

LEAK CALL _____ REPAIR/ESTIMATE _____ REROOF _____

BILLING INFO: _____

COMPANY: _____

CONTACT: _____

ADDRESS: _____

SUITE#: _____ BLDG: _____

CITY: _____ STATE/ZIP: _____

PH#: _____ EXT#: _____

FAX#: _____

SITE ADDRESS: _____

SITE CONTACT: _____

SITE PH#: _____

STRUCTURE HEIGHT: _____ BUILDING USAGE: _____

INSULATION MATERIAL: _____ TOTAL (R) _____

THICKNESS: _____ LAYERS: _____

SHEET METAL MATERIAL: _____

STEEL DECK TYPE: _____ GAUGE: _____

FLUTE SPACING: _____ DEPTH: _____







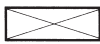





CONCRETE: _____ TYPE: _____ THICKNESS: _____ DENSITY: _____

OTHER: _____


EXISTING B.U.R. COMPONENTS: (IF APPLICABLE) _____

CLARIFICATIONS: _____

NOTES: _____

SYMBOL	SIZE	TOTAL#	NOTES	
VENT STACK 	①			
	②			
	③			
HOT STACK 	A			
	B			
	C			
PITCH PAN PP	PP1			
	PP2			
	PP3			
SLEEPERS 				
EXISTING THY CURB 			PROTECTION REQUIRED?	
SCUPPER 				
OVERFLOW SCUPPER  OF				
MECHANICAL UNIT OR CURBS 				
SPECIAL ORDER REQUIRED		SIZE	#	NOTES
THY CURBS				
ROOF HATCH				
PIPE SUPPORTS				
PAVERS OR WALKPADS	■■■■■■			
DRAINS	#	CLEAR/CLOGGED	REPLACE BOLTS, SCREENS OR CLAMPING RINGS?	
ROOF DRAIN 				
OVERFLOW DRAIN 				
ROOF FLASHINGS	HEIGHT/WIDTH	TERM. REQD	NOTES	
①				
○				
○				
○				
○				

LAYOUT



DETAILS

1	LOCATION:	2	LOCATION:	3	LOCATION:	4	LOCATION:
A large grid area for drawing details, divided into four vertical sections corresponding to the 'LOCATION' headers. Each section is approximately 12 columns wide and 20 rows high.							