



Project _____

Item # _____

Quantity _____

Glo-Ray® Aluminum Dual Infrared Strip Heaters

Models:

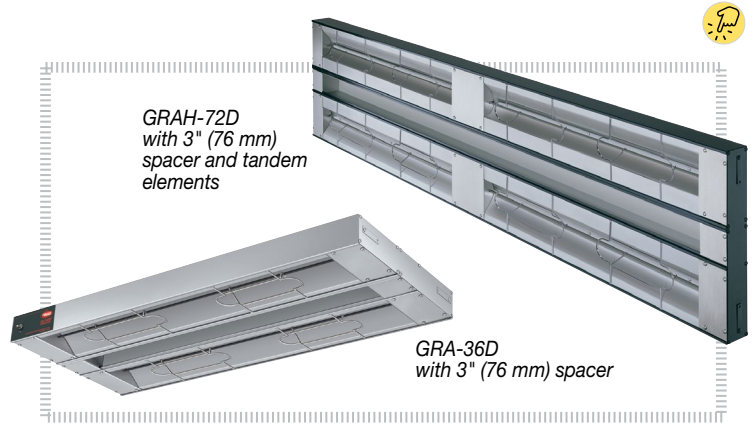
GRA-18D, -24D, -30D, -36D, -42D, -48D, -54D, -60D, -66D, -72D, -84D, -96D, -108D, -120D, -132D, -144D

GRAH-18D, -24D, -30D, -36D, -42D, -48D, -54D, -60D, -66D, -72D, -84D, -96D, -108D, -120D, -132D, -144D

Create a deeper holding area with Glo-Ray® Aluminum Dual Infrared Foodwarmers with two heaters mounted side-by-side, keeping hot food at optimum serving temperatures. The pre-focused heat pattern directs heat from a metal sheathed element across the entire holding surface. The continuous aluminum housing and heavy-duty mountings ensure the durability and quality of Hatco products.

Standard features

- Provides even heat distribution – no “cold spots”
- Pre-focused heat maintains safe serving temperatures longer
- Sturdy extruded aluminum housings that do not sag, from 18" to 144" (457 to 3658 mm)
- Reflector does not blacken, maintaining a consistent heat pattern
- Reinforced wire guards provide operator safety without affecting heat distribution
- 3" or 6" (76 or 152 mm) spacer available as a center section between two 6" (152 mm) heater sections for a deeper holding area
- Heavy-duty insulation minimizes heat loss
- Optional sneeze guard made of shatterproof, easy-to-clean acrylic provide safe food serving environment
- Additional reflector styles and lower wattage elements also available, please consult factory for more information
- Metal sheathed heating element part guaranteed against burnout and breakage for two years



Options (available at time of purchase only)

- Housing – clear Anodized finish Standard
 - 15" (4572 mm) 18" (457 mm)
 - Designer Color or Gloss Finish†
 - Warm Red Black Gray Granite White Granite
 - Navy Blue Hunter Green Antique Copper
 - Radiant Red Glossy Gray Bold Black Gleaming Gold
 - Brilliant Blue
- Indicator Light (Remote only)
- Leads – Extended Beyond Standard 3' (914 mm) Conduit
 - Please specify lead length
 - 1'-5" (305-1525 mm) 6'-10" (1829-3048 mm)
 - 11'-15" (3352-4572 mm) 16'-20" (4877-6096 mm)
- Sneeze Guard
 - 9.375" (238 mm) – One Side 9.375" (238 mm) – Two Sides
 - 14" (356 mm) – One Side 14" (356 mm) – Two Sides
- Remote Infinite Switches in lieu of Toggle (max. 12.2 amps)
- Remote Toggle Switches (max. 15 amps)
- Remote Box (RMB) – clear Anodized finish Standard
 - Designer Color or Gloss Finish†
 - Warm Red Black Gray Granite White Granite
 - Navy Blue Hunter Green Antique Copper
 - Radiant Red Glossy Gray Bold Black Gleaming Gold
 - Brilliant Blue
- Factory attaches Control Box to Strip Heater (Export only)
- Adjustable Tubular Stands 10"-14" (254-356 mm) (not available in Designer Colors)
- Non-Adjustable Tubular Stands – matches housing color – Choose clearance below†
 - 10" (254 mm) 12" (305 mm) 14" (356 mm) 16" (406 mm)

Accessories

- Adjustable Angle Brackets (with clearance above unit)
 - 1"-2" (25-51 mm) 7" (178 mm) - GRA-xxD models only
- Chain Suspension

†Non-standard colors are non-returnable

IFS anti-microbial coatings use naturally-occurring, environmentally sustainable, silver ions to help inhibit the growth of microbes on the powder coated surface. See www.hatcocorp.com/antimicrobial-paint for more information.

For operation, location and safety information, please refer to the Installation and Operating Manual.



HATCO CORPORATION | P.O. Box 340500 Milwaukee, WI 53234-0500 U.S.A. | (800) 558-0607 | (414) 671-6350

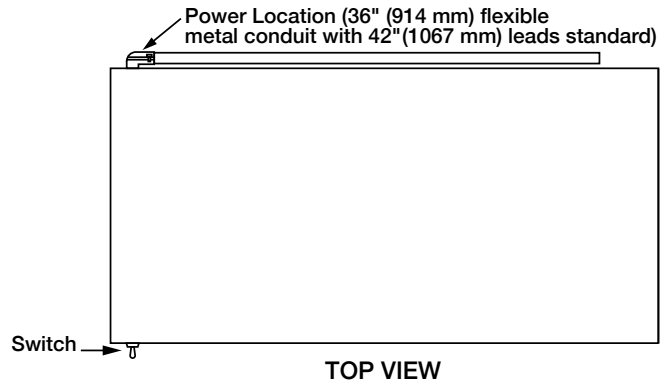
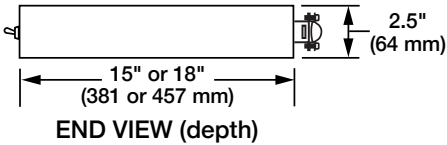
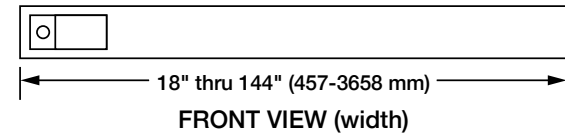
www.hatcocorp.com | support@hatcocorp.com | [Find a Hatco Rep](#) | [Image Library](#) | [Document Library](#) | [Chat](#)



Glo-Ray® Aluminum Dual Infrared Strip Heaters

Models: GRA-18D, -24D, -30D, -36D, -42D, -48D, -54D, -60D, -66D, -72D, -84D, -96D, -108D, -120D, -132D, -144D
 GRAH-18D, -24D, -30D, -36D, -42D, -48D, -54D, -60D, -66D, -72D, -84D, -96D, -108D, -120D, -132D, -144D

GRA-D and GRAH-D



Glo-Ray® Dual Infrared Aluminum Strip Heaters

Dimensions: with 3" (76 mm) Spacer: 18" - 144 W x 15" D x 2.5" H (457 - 3658 x 381 x 64 mm)
 with 6" (152 mm) Spacer: 18" - 144 W x 18" D x 2.5" H (457 - 3658 x 457 x 64 mm)

The shaded areas contain electrical information for International models

Amps: Amps on all models can vary based on configuration – please consult factory.

Standard Watt					High Watt					Both Models			
Model	Volts	Watt	Amps	Ship Weight.*	Model	Volts	Watt	Amps	Ship Weight.*	Width			
GRA-18D	120	500	4.2	14 lbs. (7 kg.)	GRAH-18D	120	700	5.8	14 lbs. (7 kg.)	18" (457 mm)			
	208		2.4			208		3.4					
	240		2.1			240		2.9					
	-	-	-			-	100	700			7.0	-	-
	200	462	2.5			200	647	3.5			200	700	3.2
	220	500	1.1			220-230 (CE)*	700-765	3.2-3.3			230-240 (CE)*	643-700	2.8-2.9
	220-230 (CE)*	500-546	2.3-2.4			240	700	2.9			-	-	-
	230-240 (CE)*	459-500	2.0-2.1			-	-	-			-	-	-
GRA-24D	120	700	5.8	16 lbs. (8 kg.)	GRAH-24D	120	1000	8.3	16 lbs. (8 kg.)	24" (610 mm)			
	208		3.4			208		4.8					
	240		2.9			240		4.2					
	-	-	-			-	100	1000			10.0	-	-
	200	647	1.8			200	925	5.0			220	1000	4.5
	220	700	1.6			220-230 (CE)*	1000-1093	4.5-4.8			230-240 (CE)*	918-1000	4.0-4.2
	220-230 (CE)*	700-765	3.2-3.3			240	1000	4.2			-	-	-
	230-240 (CE)*	643-700	2.8-2.9			-	-	-			-	-	-
GRA-30D	120	900	7.5	18 lbs. (9 kg.)	GRAH-30D [■]	120	1320	11.0	18 lbs. (9 kg.)	30" (762 mm)			
	208		4.3			208		6.3					
	240		3.8			240		5.5					
	-	-	-			-	100	1320			13.2	-	-
	200	832	2.3			200	1220	6.6			220	1320	6.0
	220	900	2.1			220-230 (CE)*	1320-1443	6.0-6.3			230-240 (CE)*	1212-1320	5.3-5.5
	220-230 (CE)*	900-984	4.1-4.3			240	1320	5.5			-	-	-
	230-240 (CE)*	827-900	3.6-3.8			-	-	-			-	-	-
GRA-36D	120	1150	9.6	19 lbs. (9 kg.)	GRAH-36D [■]	120	1600	13.3	19 lbs. (9 kg.)	36" (914 mm)			
	208		5.5			208		7.7					
	240		4.8			240		6.7					
	-	-	-			-	100	1600			16.0	-	-
	200	1063	2.9			200	1479	8.0			220	1600	7.3
	220	1150	2.6			220-230 (CE)*	1600-1749	7.3-7.6			230-240 (CE)*	1469-1600	6.4-6.7
	220-230 (CE)*	1150-1257	5.2-5.5			240	1600	6.7			-	-	-
	230-240 (CE)*	1056-1150	4.6-4.8			-	-	-			-	-	-
GRA-42D [■]	120	1350	11.3	23 lbs. (11 kg.)	GRAH-42D [■]	120	1900	15.8	24 lbs. (11 kg.)	42" (1067 mm)			
	208		6.5			208		9.1					
	240		5.6			240		7.9					
	-	-	-			-	100	1900			19.0	-	-
	200	1248	6.8			200	1757	9.5			220	1900	8.6
	220	1350	6.1			220-230 (CE)*	1900-2077	8.6-9.0			230-240 (CE)*	1745-1900	7.6-7.9
	220-230 (CE)*	1350-1476	6.1-6.4			240	1900	7.9			-	-	-
	230-240 (CE)*	1240-1350	5.4-5.6			-	-	-			-	-	-

* Shipping weight includes packaging, and does not include RMB.

• CE approved units for 220-230V utilize a 220V heating system; 230-240V CE units utilize a 240V heating system.

■ 100V and 120V models may require additional switches, consult factory for applications.





Glo-Ray® Aluminum Dual Infrared Strip Heaters

Models: GRA -18D, -24D, -30D, -36D, -42D, -48D, -54D, -60D, -66D, -72D, -84D, -96D, -108D, -120D, -132D, -144D
 GRAH -18D, -24D, -30D, -36D, -42D, -48D, -54D, -60D, -66D, -72D, -84D, -96D, -108D, -120D, -132D, -144D

Glo-Ray® Dual Infrared Aluminum Strip Heaters

Dimensions: with 3" (76 mm) Spacer: 18" - 144 W x 15" D x 2.5" H (457 - 3658 x 381 x 64 mm)
 with 6" (152 mm) Spacer: 18" - 144 W x 18" D x 2.5" H (457 - 3658 x 457 x 64 mm)

The shaded areas contain electrical information for International models

Amps: Amps on all models can vary based on configuration – please consult factory.

Standard Watt					High Watt					Both Models	
Model	Volts	Watt	Amps	Ship Weight*	Model	Volts	Watt	Amps	Ship Weight*	Width	
GRA-48D [■]	120	1600	13.3	27 lbs. (12 kg.)	GRAH-48D [■]	120	2200	18.3	27 lbs. (12 kg.)	48" (1219 mm)	
	208		7.7			10.6					
	240		6.7			9.2					
	-	-	-			-	100	2200			22.0
	200	1479	8.0			200	2034	11.0			
	220	1600	7.3			220	2200	10.0			
	220-230 (CE) [♦]	1600-1749	7.3-7.6			220-230 (CE) [♦]	2200-2405	10.0-10.5			
	230-240 (CE) [♦]	1469-1600	6.4-6.7			230-240 (CE) [♦]	220-2200	8.8-9.2			
	240	1600	6.7			240	2200	9.2			
	GRA-54D [■]	120	1850			15.4	30 lbs. (14 kg.)	GRAH-54D [■]			120
208		8.9		12.0							
240		7.7		10.4							
-		-	-	-	100	2500			25.0		
200		1710	9.3	200	2311	12.5					
220		1850	8.4	220	2500	11.4					
220-230 (CE) [♦]		1850-2022	8.4-8.8	220-230 (CE) [♦]	2500-2732	11.4-11.9					
230-240 (CE) [♦]		1699-1850	7.4-7.7	230-240 (CE) [♦]	2296-2500	10.0-10.4					
240		1850	7.7	240	2500	10.4					
GRA-60D [■]		120	2100	17.5	35 lbs. (16 kg.)	GRAH-60D [■]			120	2800	23.3
	208	10.1		13.5							
	240	8.8		11.7							
	-	-	-	-			100	2800	28.0		
	200	1942	10.5	200			2589	14.0			
	220	2100	9.5	220			2800	12.7			
	220-230 (CE) [♦]	2100-2295	9.5-10.0	220-230 (CE) [♦]			2800-3060	12.7-13.3			
	230-240 (CE) [♦]	1929-2100	8.4-8.8	230-240 (CE) [♦]			2572-2800	11.2-11.7			
	240	2100	8.8	240			2800	11.7			
	GRA-66D [■]	120	2320	19.3			36 lbs. (17 kg.)	GRAH-66D [▼]	120	3120	26.0
208		11.2		15.0							
240		9.7		13.0							
-		-	-	-	100	3120			31.2		
200		2145	11.6	200	2885	15.6					
220		2320	10.5	220	3120	14.2					
220-230 (CE) [♦]		2320-2536	10.5-11.0	220-230 (CE) [♦]	3120-3410	14.2-14.8					
230-240 (CE) [♦]		2131-2320	9.3-9.7	230-240 (CE) [♦]	2865-3120	12.5-13.0					
240		2320	9.7	240	3120	13.0					
GRA-72D [■]		120	2550	21.3	36 lbs. (17 kg.)	GRAH-72D [▼]			120	3450	28.8
	208	12.3		16.6							
	240	10.6		14.4							
	-	-	-	-			100	3450	34.5		
	200	2358	12.8	200			3190	17.3			
	220	2550	11.6	220			3450	15.7			
	220-230 (CE) [♦]	2550-2787	11.6-12.1	220-230 (CE) [♦]			3450-3771	15.7-16.4			
	230-240 (CE) [♦]	2342-2550	10.2-10.6	230-240 (CE) [♦]			3168-3450	13.8-14.4			
	240	2550	10.6	240			3450	14.4			
	GRA-84D [▼]	120	3000	25.0			50 lbs. (23 kg.)	GRAH-84D [†]	120	4100	34.2
208		14.4		19.7							
240		12.5		17.1							
-		-	-	-	100	4100			41.0		
200		2774	15.0	200	3791	20.5					
220		3000	13.6	220	4100	18.6					
220-230 (CE) [♦]		3000-3279	13.6-14.3	220-230 (CE) [♦]	4100-4481	18.6-19.5					
230-240 (CE) [♦]		2755-3000	12.0-12.5	230-240 (CE) [♦]	3766-4100	16.4-17.1					
240		3000	12.5	240	4100	17.1					
GRA-96D [▼]		120	3450	28.8	52 lbs. (24 kg.)	GRAH-96D [†]			120	4800	40.0
	208	16.6		23.1							
	240	14.4		20.0							
	-	-	-	-			100	4800	48.0		
	200	3190	17.3	200			4438	24.0			
	220	3450	15.7	220			4800	21.8			
	220-230 (CE) [♦]	3450-3771	15.7-16.4	220-230 (CE) [♦]			4800-5246	21.8-22.8			
	230-240 (CE) [♦]	3169-3450	13.8-14.4	230-240 (CE) [♦]			4408-4800	19.2-20.0			
	240	3450	14.4	240			4800	20.0			

* Shipping weight includes packaging, and does not include RMB.

■ 100V and 120V models may require additional switches, consult factory for applications.

♦ CE approved units for 220-230V utilize a 220V heating system; 230-240V CE units utilize a 240V heating system.

▼ 100V and 120V models with infinite switch require tandem (end-to-end) elements, consult factory for applications.

† Contain tandem (end-to-end) elements that may be individually controlled.

‡ Available with RMB or remote switch only. Consult factory for additional charges.

HATCO CORPORATION | P.O. Box 340500 Milwaukee, WI 53234-0500 U.S.A. | (800) 558-0607 | (414) 671-6350



www.hatcocorp.com | support@hatcocorp.com | [Find a Hatco Rep](#) | [Image Library](#) | [Document Library](#) | [Chat](#)



Glo-Ray® Aluminum Dual Infrared Strip Heaters

Models: GRA -18D, -24D, -30D, -36D, -42D, -48D, -54D, -60D, -66D, -72D, -84D, -96D, -108D, -120D, -132D, -144D
 GRAH -18D, -24D, -30D, -36D, -42D, -48D, -54D, -60D, -66D, -72D, -84D, -96D, -108D, -120D, -132D, -144D

Glo-Ray® Dual Infrared Aluminum Strip Heaters

Dimensions: with 3" (76 mm) Spacer: 18" - 144 W x 15" D x 2.5" H (457 - 3658 x 381 x 64 mm)
 with 6" (152 mm) Spacer: 18" - 144 W x 18" D x 2.5" H (457 - 3658 x 457 x 64 mm)

The shaded areas contain electrical information for International models

Amps: Amps on all models can vary based on configuration – please consult factory.

Standard Watt					High Watt					Both Models
Model	Volts	Watt	Amps	Ship Weight*	Model	Volts	Watt	Amps	Ship Weight*	Width
GRA-108D † † †	120	3700	30.8	59 lbs. (27 kg.)	GRAH-108D † † †	120	5000	41.7	59 lbs. (27 kg.)	108" (2743 mm)
	208		17.8			24.0				
	240		15.4			20.8				
	220	3700	16.8			220	5000	22.7		
	220-230	3700-4044	16.8-17.6			220-230	5000-5465	22.7-23.8		
	230-240	3398-3700	14.8-15.4			230-240	4592-5000	20.0-20.8		
240	3700	15.4	240	5000	20.8					
GRA-120D † † †	120	4200	35.0	66 lbs. (30 kg.)	GRAH-120D † † †	120	5600	–	66 lbs. (30 kg.)	120" (3048 mm)
	208		20.2			26.9				
	240		17.5			23.3				
	220	4200	19.1			220	5600	28.0		
	220-230	4200-4591	19.1-20.0			220-230	5600-6121	25.5-26.6		
	230-240	3857-4200	16.8-17.5			230-240	5143-5600	23.4-23.3		
240	4200	17.5	240	5600	23.3					
GRA-132D † † †	120	4640	38.7	73 lbs. (34 kg.)	GRAH-132D † † †	–	6240	–	73 lbs. (34 kg.)	132" (3353 mm)
	208		22.3			30.0				
	240		19.3			26.0				
	220	4640	21.1			220	6240	28.4		
	220-230	4640-5071	21.1-22.0			220-230	6240-6820	28.4-29.7		
	230-240	4261-4640	18.5-19.3			230-240	5731-6240	24.9-26.0		
240	4640	19.3	240	6240	26.0					
GRA-144D † † †	120	5100	42.3	80 lbs. (37 kg.)	GRAH-144D † † †	–	6900	–	80 lbs. (37 kg.)	144" (3658 mm)
	208		24.5			33.2				
	240		21.3			28.8				
	220	5100	23.2			220	6900	341.4		
	220-230	5100-5574	23.2-24.3			220-230	6900-7542	31.4-32.8		
	230-240	4684-5100	20.4-21.3			230-240	6337-6900	27.6-28.8		
240	5100	21.3	240	6900	28.8					

- * Shipping weight includes packaging, and does not include RMB.
- * CE not available.
- 100V and 120V models may require additional switches, consult factory for applications.

† Glo-Ray models 108"-144" (2743-3658 mm) and 120 volt models of GRAH-84 and GRAH-96 contain tandem (end-to-end) elements that may be individually controlled.

‡ Available with RMB (Remote Box) or remote switch only. Consult factory for additional charges.

- TOGGLE SWITCH:** Amps: Max. 15 amps. Location: Chef's left side.
- INFINITE SWITCH:** Max. 12.2 amps Location: remote installation only
- CONDUIT:** 3" (914 mm) conduit standard on 120V and 208V models only
- LEADS:** US/Canada: 6" (152 mm) leads, server's right side
Euro/UK GRAH-xxD: 6" (152 mm) pigtail leads with no conduit, servers right side

RECOMMENDED MOUNTING HEIGHTS

(Refer to the Installation section of the Manual on the Hatco website)

Units with 3" (76 mm) and 6" (152 mm) Spacers

Standard Watt: 10"-14" (254-356 mm) High Watt: 14"-18" (356-457 mm)

MINIMUM CLEARANCES

Combustibles

Cannot be installed in combustible surroundings

Non-Combustibles

Dual Units with Built-In Switches

- Unit to surface below: 10" (254 mm)
- Must be installed in pass through area, back wall installation not allowed
- Below overshelf: 1" (25 mm) clearance

Dual Units with Remote Switches:

- Unit to surface below: 8" (203 mm)
- Unit to wall: 3" (76 mm)
- Below overshelf: 0" (0 mm) clearance, can be flush to an overshelf

PRODUCT SPECS

Infrared Foodwarmers

The Aluminum Dual Infrared Foodwarmer shall be a Glo-Ray®, manufactured by the Hatco Corporation, Milwaukee, WI 53234 U.S.A.

The Foodwarmer shall be a Glo-Ray model ... , rated at ... watts, ... volts, single phase, and be ... inches (millimeters) in overall width. The Glo-Ray shall consist of an aluminum housing and include four shelf mounting tabs, and 3" (914 mm) conduit with leads.

The infrared heating element shall be tubular metal sheathed. The foodwarmer shall

REMOTE CONTROL ENCLOSURES

Must order one RMB control box per Strip Heater - If RMB2 is used, multiple warmers can be controlled from one box.



[Click here to download the RMB Choose Remote Box Excel Spreadsheet](#)

or follow this file path: www.hatcocorp.com > Resources > Choose Remote Box

Model	Width	Toggle Switches
RMB-3	6" (150 mm)	2 maximum
RMB-7	9.375" (239 mm)	4 maximum
RMB-14	14.375" (366 mm)	6 maximum
RMB-16	16.375" (417 mm)	3 maximum
RMB-20	20.375" (518 mm)	4 maximum
RMB2-1R	11" (279 mm)	1 toggle, 1 infinite, 1 relay, 1 indicator light
RMB2-2R	14" (356 mm)	1 toggle, 1 infinite, 2 relays, 1 indicator light



Model RMB-14E
with infinite controls



RMB-3F
with toggle switch
and indicator light

be factory-assembled ready for electrical installation.

Options and accessories shall include adjustable or non-adjustable tubular stand, angle brackets, suspension chain and fittings, sneeze guard and indicator light. Housing and RMB shall be offered in Optional Designer Color and Gloss Finish anti-microbial paint.

Warranty consists of 24/7 parts and service assistance (U.S. and Canada only).

HATCO CORPORATION | P.O. Box 340500 Milwaukee, WI 53234-0500 U.S.A. | (800) 558-0607 | (414) 671-6350



www.hatcocorp.com | support@hatcocorp.com | [Find a Hatco Rep](#) | [Image Library](#) | [Document Library](#) | [Chat](#)