

STATIONARY FOOD SHIELDS

with 12" Wide Glass Top



SELF-SERVE STYLE
8" Standard Front Glass Height

MODEL #	Nominal Length (L)	Clearance Length (A)	O.A. Length (B)	Approx. Weight	Approx. Cubes
STFS-12-36	36"	35"	37"	48 lbs.	6
STFS-12-48	48"	47"	49"	60 lbs.	8
STFS-12-60*	60"	59"	61"	80 lbs.	9

*3/8" Thick Heat-Tempered Glass Required For Front



CAFETERIA STYLE
19" Standard Front Glass Height

MODEL #	Nominal Length (L)	Clearance Length (A)	O.A. Length (B)	Approx. Weight	Approx. Cubes
STFC-12-36	36"	35"	37"	60 lbs.	6
STFC-12-48	48"	47"	49"	75 lbs.	8
STFC-12-60*	60"	59"	61"	102 lbs.	9

*3/8" Thick Heat-Tempered Glass Required For Front

FEATURES:

- 3/8" Thick Heat-Tempered Top Glass
- 1/4" Thick Heat-Tempered Front Glass*
- 1/4" Thick Heat-Tempered Glass Side Panels
- 1" Stainless Steel Rounded Tubing
- Includes Standard Concealed Mounting Hardware


CONSTRUCTION:

- All TIG welded.
- Requires Allen Wrench (Not Included)

Item #: _____ **Qty #:** _____

Model #: _____

Project #: _____



CONVERT STFS/STFC SERIES FOOD SHIELDS TO BE PORTABLE

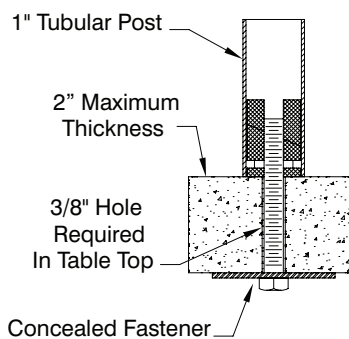
Add Model # STP-1

Includes 4 Plastic Feet and Front glass upgraded to 3/8" thick for stability during handling. Ships Knocked-Down.

Consult Factory For Additional Lengths

Standard Concealed Mounting Hardware

Requires access below counter for installation.



Optional Accessories

Surface Mounting Brackets

Use when access below countertop is not available.



SG-1
Fits 1" Posts

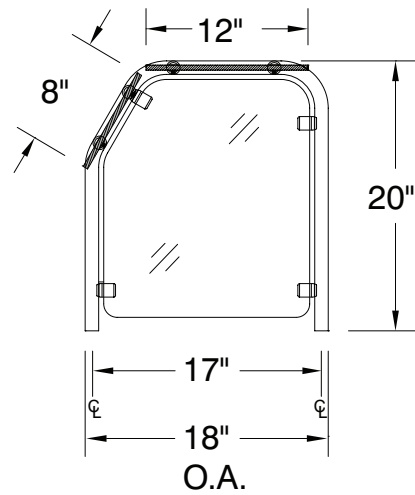
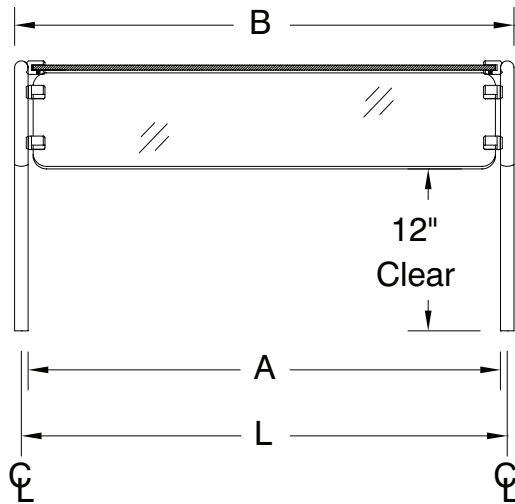
(Compatible With All Advance Tabco Food Shields)

DETAILS and SPECIFICATIONS

TOL $\pm .500"$

ALL DIMENSIONS ARE TYPICAL

STFS Series - Self-Serve Style



STFC Series - Cafeteria Style

