

FULLY AUTOMATIC MACHINES

X15 CP10

MilkPs


DNBMBUNDT999A


Performance

Coffee Output (cups/h)	160
Cafè Creme (cups/h)	100
Cappuccino output (150 cc cups/h)	160
Hot Water Output (L/h - 500cc quantities)	25
Liquid Heating - Steam Wand (Lt/h - 500cc quantities)	25

The new **X15**, smart and versatile fully automatic machine, is designed to guarantee a wide menu of beverages even more customizable, as well as a superior capacity of its boiler. User-friendly and professional, **X15** is the perfect ally for office environments or other locations that require medium-low daily performance. Bi-directional telemetry on board.




 Recommended cups per day: up to 150


 Metal reinforced techno-polymer coffee group


 MilkPs


 Smart Boiler

 7.0" touch screen, up to 96 drink selections


 HQ Milk

 Manual steam wand

 AWS - Automatic washing system

 Bi-directional Telemetry

 USB

 Wi - Fi connectivity

Features

	X15 CP10
Touch Screen drink selections	up to 96 (8 per page)
Hot water selections	2
Boilers and capacity (L)	1 x 2
Grinder-dosers	2
Coffee hoppers and capacity (Kg)	2 x 0,65
Soluble hoppers and capacity (Kg)	-
Coffee group diameter (mm)	46
Mixer soluble powder	-
Steam wand	1
No-coffee sensor	-
Main spout	Manual

Technical information

Width x Depth x Height (mm)	350 x 605 x 715
Weight (Kg)	49
Power at 208 - 240 V 60 HZ	2400 - 3100 W

Accessories

Kit for washing undercounter	Cod. NS9AM9999999A
Ground disposal kit	Cod. NS9AI9999999A
Coffee Hopper extension (up to 1,6 Kg) 1px	Cod. NS9ADC9999999A
Power Station kit	Cod. NS9AU9999999A
CSI/CCI cable	Cod. 535959000